



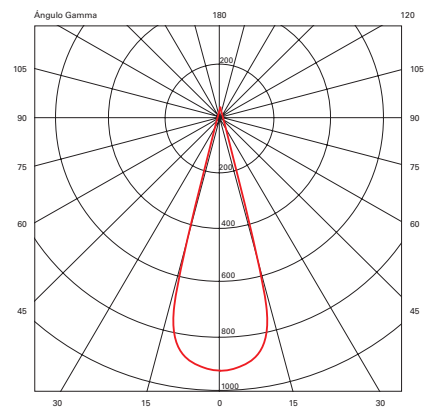
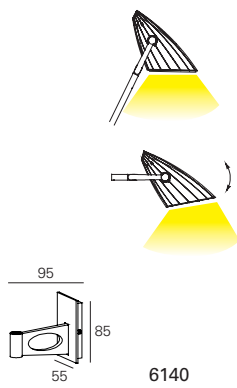
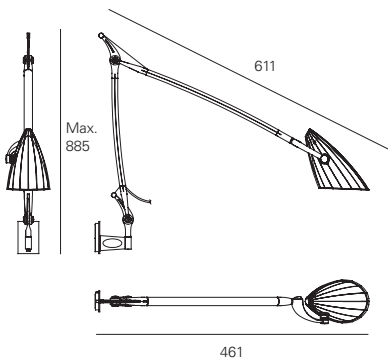
_apliques / wall lights







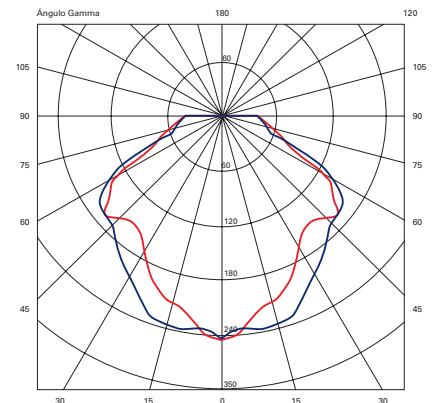
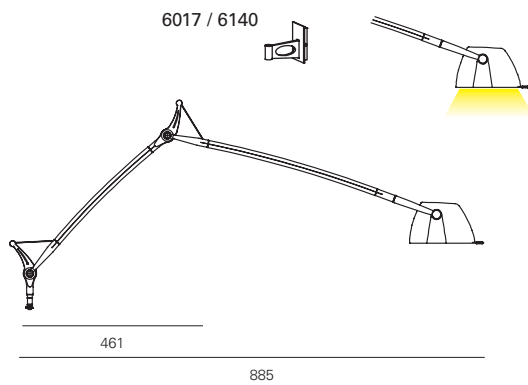
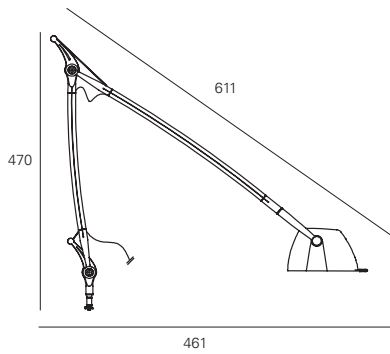
MLNPerceval-06	6136	CR	PC	INT	∅ 611 mm.	H Max. 914 mm.	S Max. 855 mm.	▽	□ 1 x E27	⏏ Max. 60 W.	⌒ 0,3 m
Flemming Bjorn	6137	CR	PB	INT	∅ 611 mm.	H Max. 914 mm.	S Max. 855 mm.	▽	□ 1 x E27	⏏ Max. 60 W.	⌒ 0,3 m
	6140	CR			∅ 95 mm.	H 85 mm.	S 55 mm.				








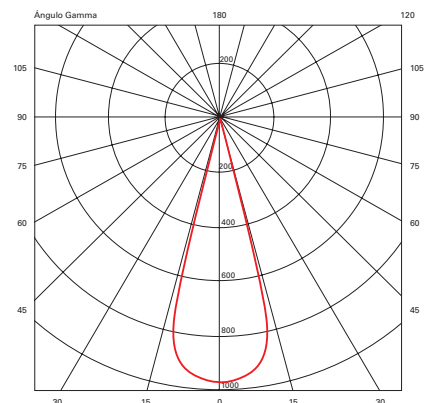
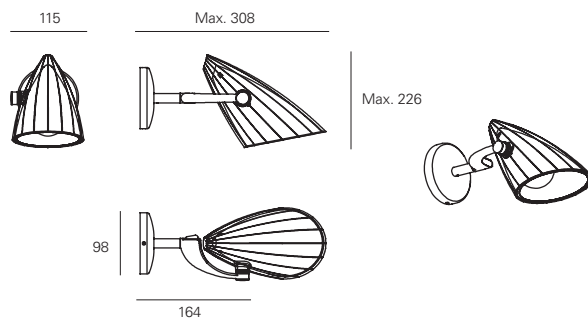
MLNPerceval	6008	AP	6160	CR	L. Max. 885 mm. - Min. 461 mm.	H 470 mm.		1 x G9	INT	Max. 75 W.	0,3 m
Flemming Bjorn	6017	AP	6140	CR							

















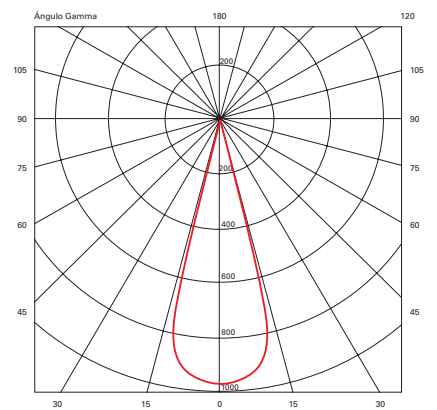
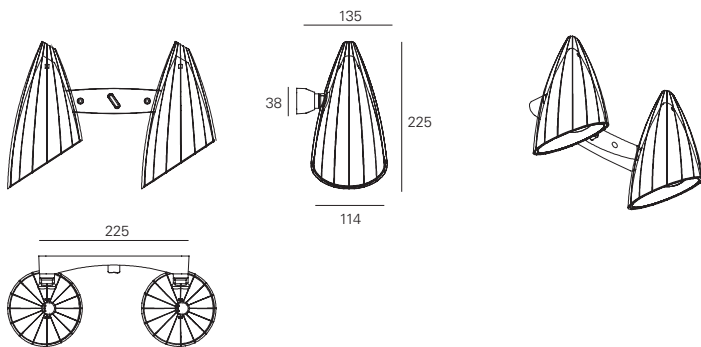



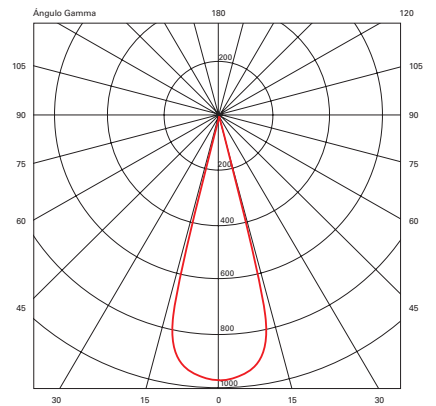
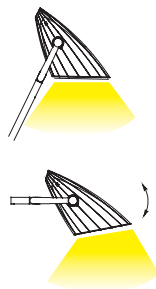
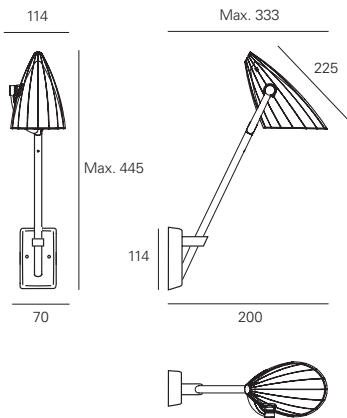
MLNBoomerang Flemming Bjorn	6156	CR	PC	∅ 115 mm.	H Max. 226 mm.	S Max. 306 mm.	▽	1 x E27	⊞ Max. 60 W.	⊘ 0,3 m
	6157	CR	PA	∅ 115 mm.	H Max. 226 mm.	S Max. 306 mm.	▽	1 x E27	⊞ Max. 60 W.	⊘ 0,3 m
	6158	CR	PN	∅ 115 mm.	H Max. 226 mm.	S Max. 306 mm.	▽	1 x E27	⊞ Max. 60 W.	⊘ 0,3 m
	6159	CR	PB	∅ 115 mm.	H Max. 226 mm.	S Max. 306 mm.	▽	1 x E27	⊞ Max. 60 W.	⊘ 0,3 m





MLNBoomerang	6173	CR	PC	∅ 225 mm.	H Max. 225 mm.		2 x E27	 Max. 60 W.	 0,3 m
Flemming Bjorn	6174	CR	PA	∅ 225 mm.	H Max. 225 mm.		2 x E27	 Max. 60 W.	 0,3 m
	6175	CR	PN	∅ 225 mm.	H Max. 225 mm.		2 x E27	 Max. 60 W.	 0,3 m
	6176	CR	PB	∅ 225 mm.	H Max. 225 mm.		2 x E27	 Max. 60 W.	 0,3 m







MLNBoomerang

Flemming Bjorn

6177	CR	PC	∅ 114 mm.	H Max. 445 mm.	S Max. 333 mm.	□ 1 x E27	○ Max. 60 W.	INT
6178	CR	PA	∅ 114 mm.	H Max. 445 mm.	S Max. 333 mm.	□ 1 x E27	○ Max. 60 W.	INT
6179	CR	PN	∅ 114 mm.	H Max. 445 mm.	S Max. 333 mm.	□ 1 x E27	○ Max. 60 W.	INT
6180	CR	PB	∅ 114 mm.	H Max. 445 mm.	S Max. 333 mm.	□ 1 x E27	○ Max. 60 W.	INT



MLNLinea

Stefan Kährs

6105	AL	6106	ALN	∅ 110 mm.	H 61 mm.	S 110 mm.	▽	⊕ 1 x G9	⚡ Max. 75 W.	
------	----	------	-----	-----------	----------	-----------	---	----------	--------------	--

VIDRIO / GLASS	2105	VOB	2106	VOA
----------------	------	-----	------	-----

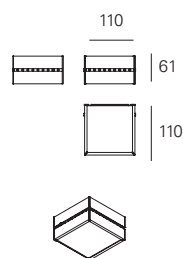
6107	AL	6108	ALN	∅ 176 mm.	H 61 mm.	S 110 mm.	▽	⊕ 1 x R7S. L.80	⚡ Max. 150 W.	
------	----	------	-----	-----------	----------	-----------	---	-----------------	---------------	--

VIDRIO / GLASS	2107	VOB	2108	VOA
----------------	------	-----	------	-----

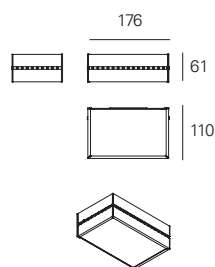
6109	AL	6110	ALN	∅ 242 mm.	H 61 mm.	S 110 mm.	▽	⊕ 1 x R7S. L.119	⚡ Max. 300 W.	
------	----	------	-----	-----------	----------	-----------	---	------------------	---------------	--

VIDRIO / GLASS	2109	VOB	2110	VOA
----------------	------	-----	------	-----

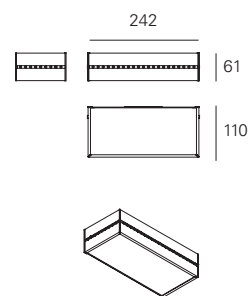
6105

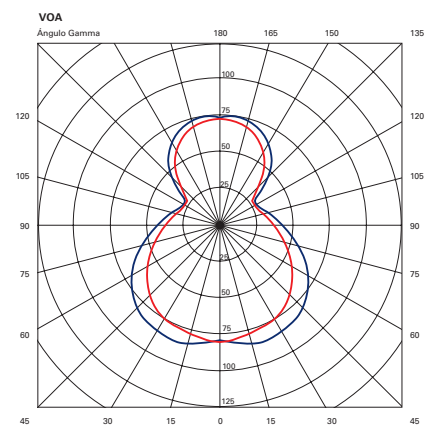
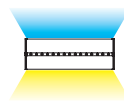
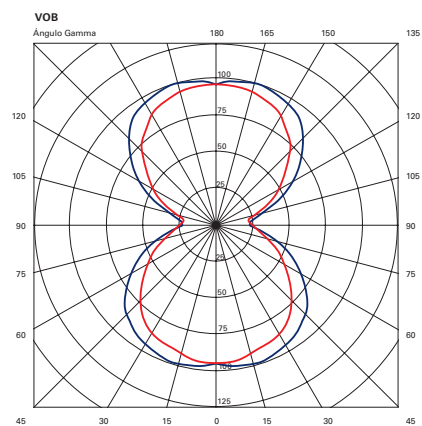




6107



6109

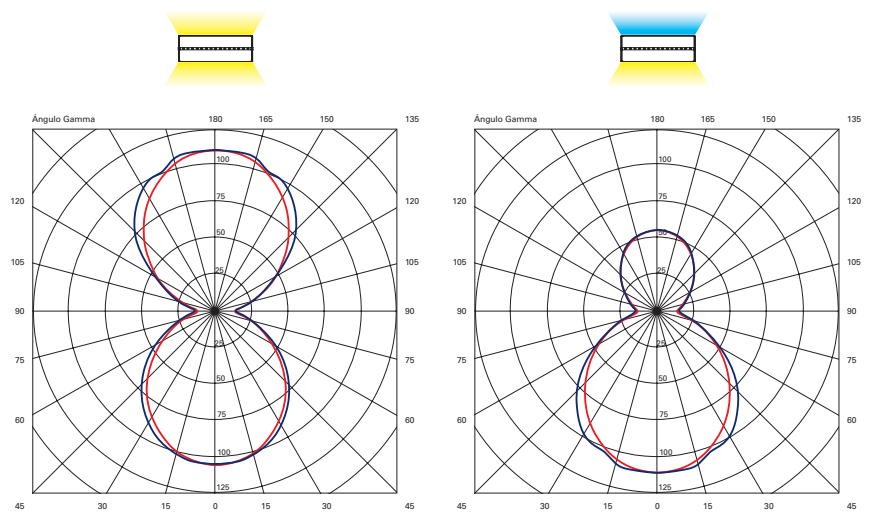
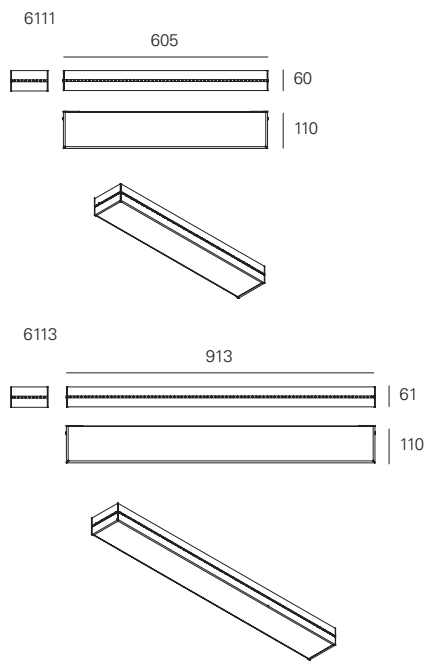




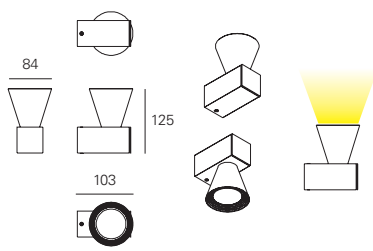


MLNLinea	6111	AL	6112	ALN	∅ 650 mm.	H 60 mm.	S 110 mm.	RE	⊗	⊕ 2 x G5	Max. 24 W.	
Stefan Kährs	VIDRIO / GLASS	2111	VOB	2112	VOA							

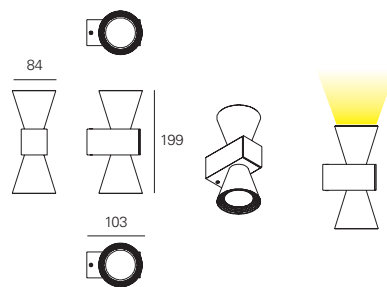
	6113	AL	6114	ALN	∅ 913 mm.	H 60 mm.	S 110 mm.	RE	⊗	⊕ 2 x G5	Max. 39 W.	
	VIDRIO / GLASS	2113	VOB	2114	VOA							



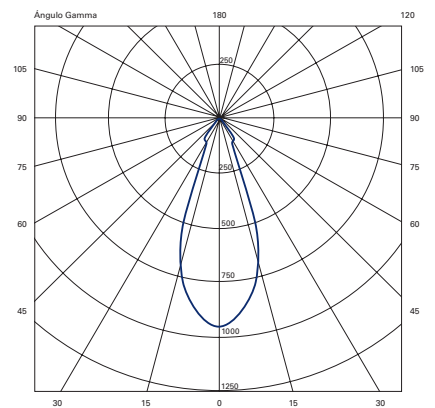




6075



6076

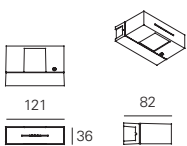




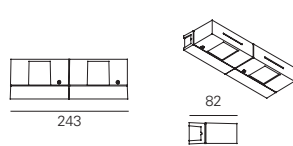
MLNCirce	6075	GR	∅ 84 mm.	H 125 mm.	S 103 mm.	▽	⊕ 1 x GU10	🔊 Max. 75 W.
Stefan Kährs	6076	GR	∅ 84 mm.	H 199 mm.	S 103 mm.	▽	⊕ 1 x GU10	🔊 Max. 75 W.







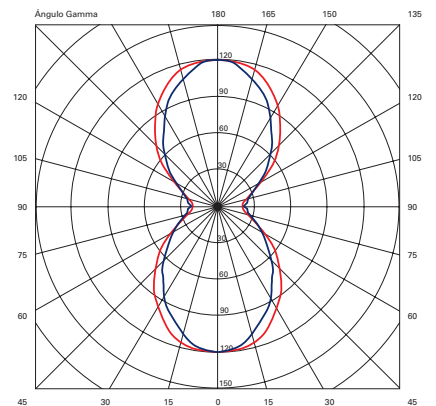
6061





6062



6063

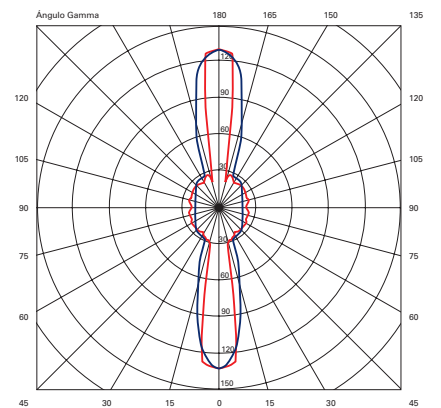
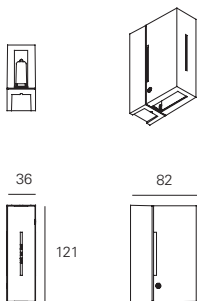




MLNBloc	6061	GR	∅ 121 mm.	H 36 mm.	S 82 mm.		1 x G9	Max. 60 W.	Opt.
Flemming Bjorn	6062	GR	∅ 243 mm.	H 36 mm.	S 82 mm.		2 x G9	Max. 60 W.	Opt.
	6063	GR	∅ 365 mm.	H 36 mm.	S 82 mm.		3 x G9	Max. 60 W.	Opt.



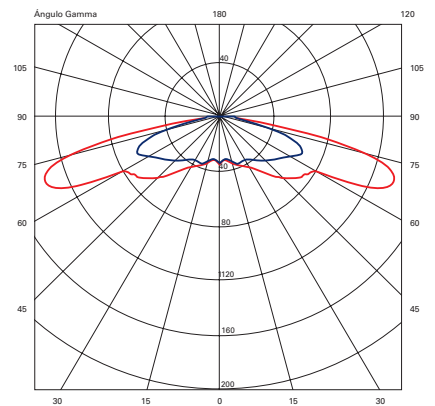

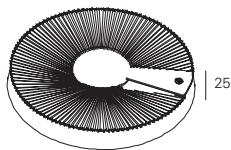
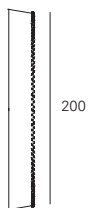
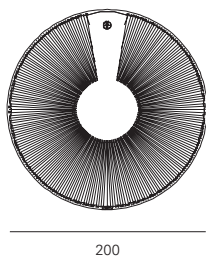
MLNBloc	6060	GR	∅ 36 mm.	H 121 mm.	S 82 mm.	⚡	⊕ 1 x G9	⚡ Max. 60 W.
Flemming Bjørn								







MLNSol	6048	GR	Ø 200 mm.	H 200 mm.	S 25 mm.	⚡	⊕ 1 x G9	⚡ Max. 60 W.
Stefan Kährs								

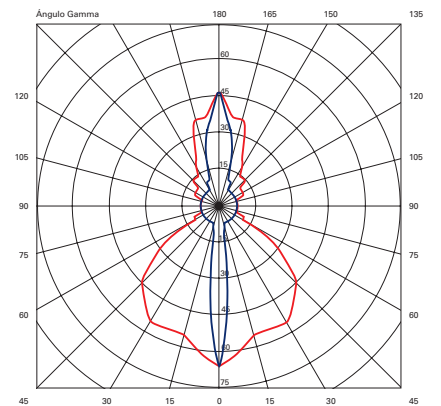
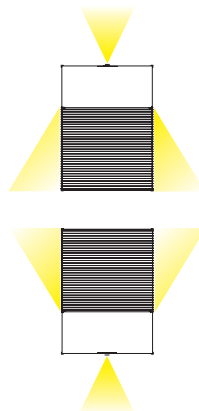
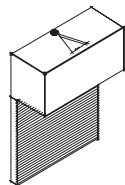
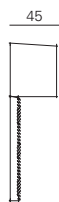
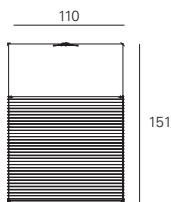
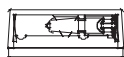








MLNMini	6019	GR	Ø 110 mm.	H 151 mm.	S 45 mm.	⚡	⊕ 1 x G9	⚡ Max. 60 W.
Stefan Kährs								





6103

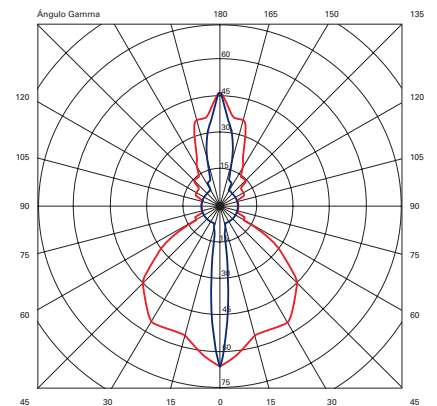
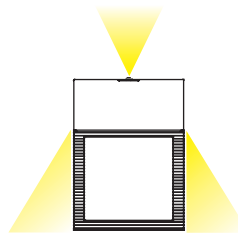
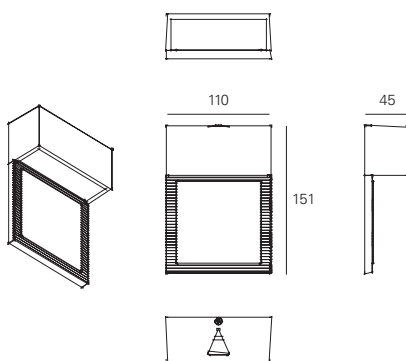


6104

MLNMini Signal

Stefan Kährs

6066	GR	∅ 110 mm.	H 151 mm.	S 45 mm.	☒	⊕ 1 x G9	⏏ Max. 60 W.	▭
6067	GR	∅ 110 mm.	H 151 mm.	S 45 mm.	☒	⊕ 1 x G9	⏏ Max. 60 W.	▭
6068	GR	∅ 110 mm.	H 151 mm.	S 45 mm.	☒	⊕ 1 x G9	⏏ Max. 60 W.	▭
6103	GR	∅ 110 mm.	H 151 mm.	S 45 mm.	☒	⊕ 1 x G9	⏏ Max. 60 W.	▭
6104	GR	∅ 110 mm.	H 151 mm.	S 45 mm.	☒	⊕ 1 x G9	⏏ Max. 60 W.	▭





6066



6067



6068



**MLNMini**

6020

GR

Ø 110 mm.

H 51 mm.

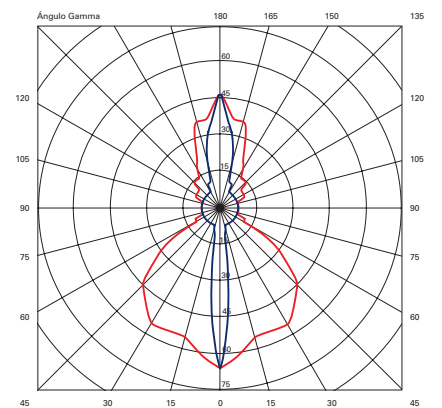
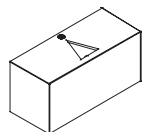
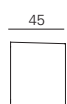
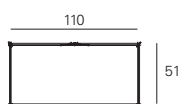
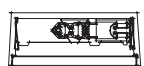

S 45 mm.



⊕ 1 x G9

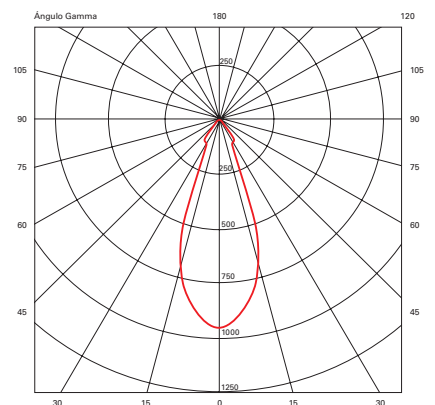
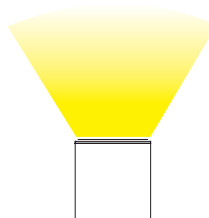
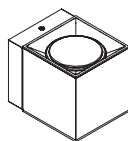
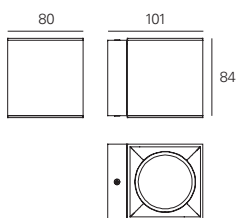
Max. 60 W.

Stefan Kährs





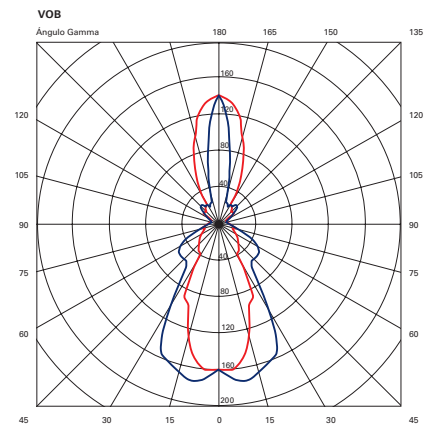
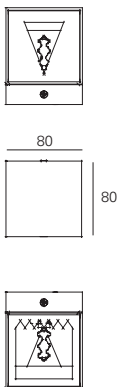
MLDau	6149	AL	∅ 80 mm.	H 84 mm.	S 101 mm.	▽	⊕ 1 x GU10	🔊 Max. 75 W.	🌞	☾ 0,3 m
Flemming Bjorn	6150	ALN	∅ 80 mm.	H 84 mm.	S 101 mm.	▽	⊕ 1 x GU10	🔊 Max. 75 W.	🌞	☾ 0,3 m







MLNDau	6021	AL	6115	ALN	∅ 80 mm.	H 80 mm.	S 101 mm.	☒	□ 1 x G9	⚡ Max. 75 W.
Flemming Bjørn										

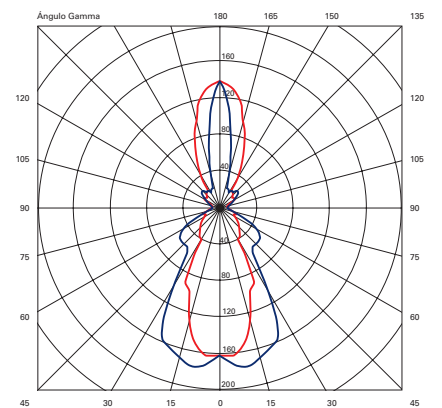
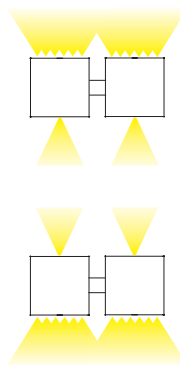
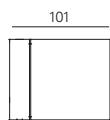
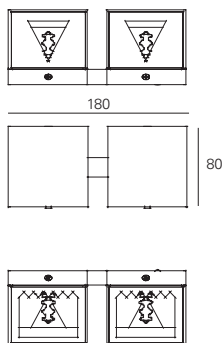


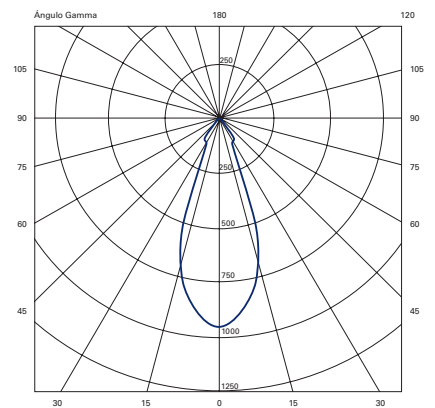
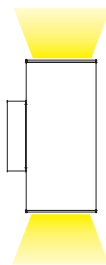
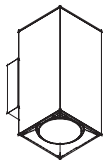
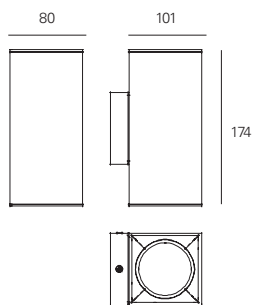






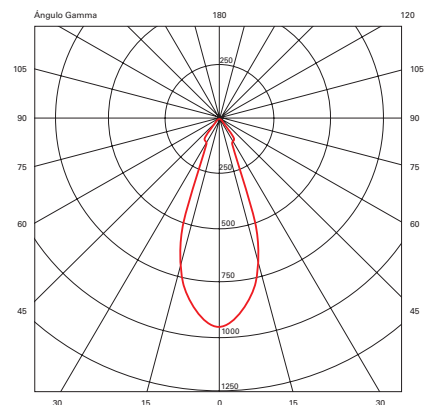
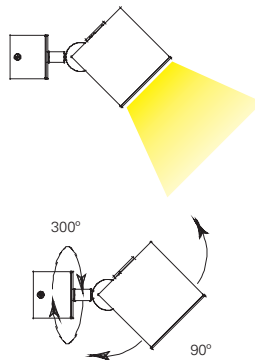
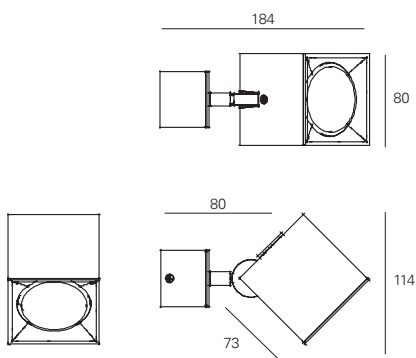
MLNDau	6022	AL	6116	ALN	∅ 180 mm.	H 80 mm.	S 101 mm.	⚡	□ 2 x G9	⚡ Max. 75 W.
Flemming Bjorn										









MLNDau spot	6028	AL	Ø 80 mm.	H 114 mm.	S 184 mm.	⚡	□ 1 x GU10	💡 Ø 63 Max. 75 W.	📏 0,3 m
Flemming Bjorn									



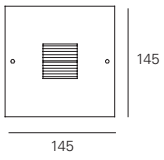




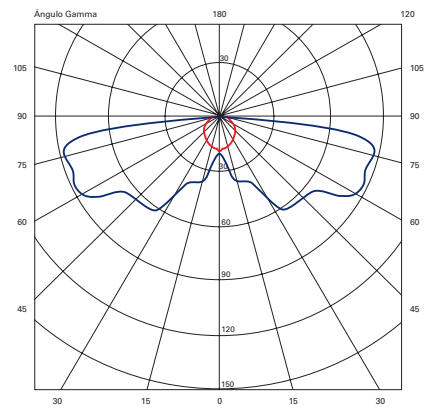
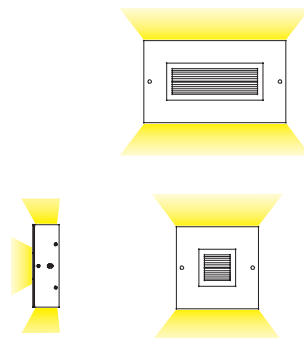
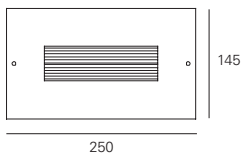
MLNFinestra	6000	AL	◻ 145 mm.	S 47 mm.	⊕ 2 x R7S	⚡	 L. 80,30 mm. Max. 75 W.
Stefan Kährs	6001	AL	◻ 250 x 145 mm.	S 47 mm.	⊕ 2 x R7S	⚡	 L. 119,6 mm. Max. 100 W.



6000

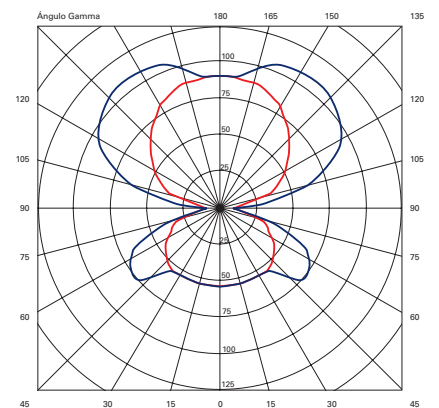
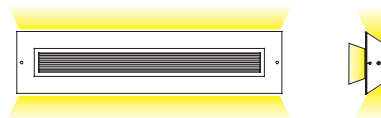
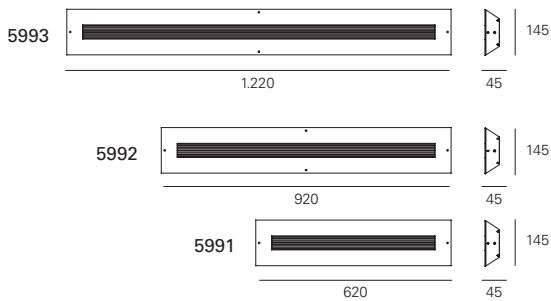


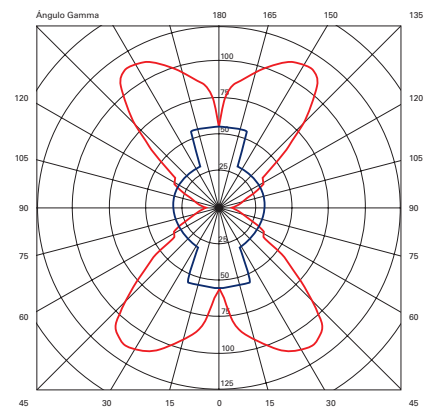
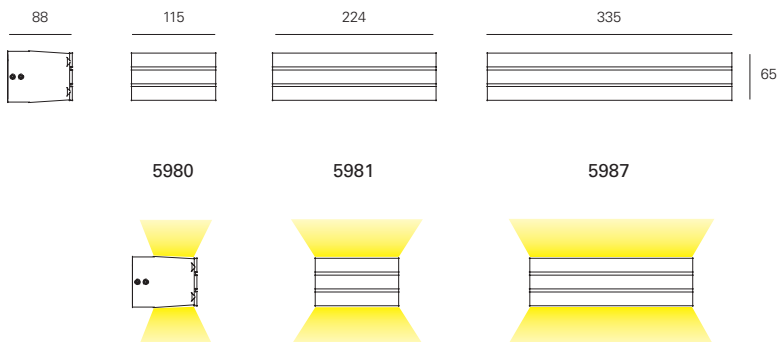
6001





MLNFinestra	5991	AL	Ø 620 mm.	H 145 mm.	S 45 mm.	RE		2 x G5	Max. 24 W.
Stefan Kährs	5992	AL	Ø 920 mm.	H 145 mm.	S 45 mm.	RE		2 x G5	Max. 39 W.
	5993	AL	Ø 1.220 mm.	H 145 mm.	S 45 mm.	RE		2 x G5	Max. 54 W.






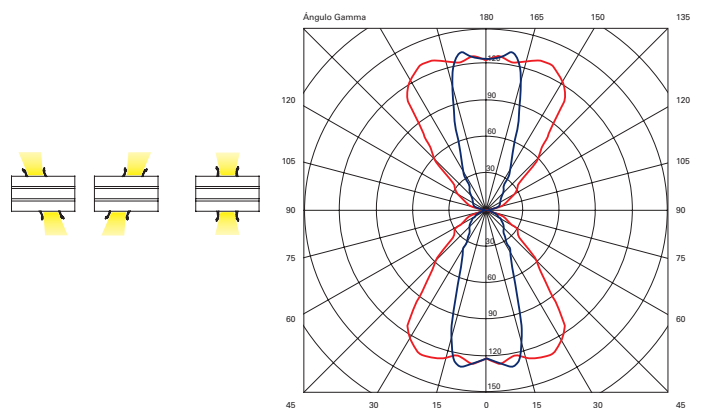
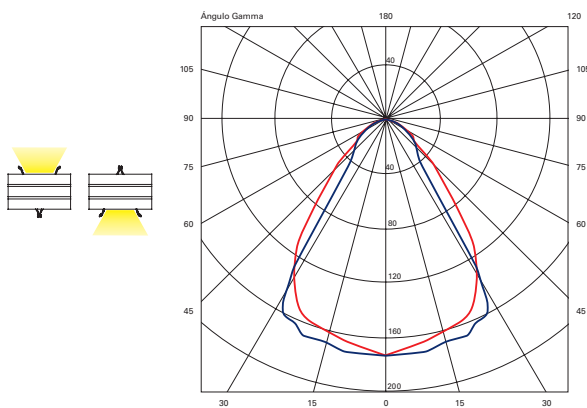


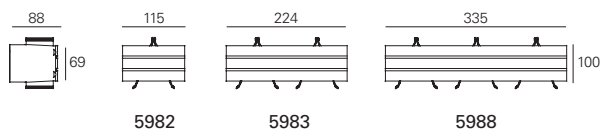


MLNParal·lel	5980	AL	∅ 115 mm.	H 69 mm.	S 88 mm.	▽	⊕ 1 x G9	⊞⊞⊞ Max. 75 W.
Stefan Kährs	5981	AL	∅ 224 mm.	H 69 mm.	S 88 mm.	▽	⊕ 2 x G9	⊞⊞⊞ Max. 75 W.
	5987	AL	∅ 335 mm.	H 69 mm.	S 88 mm.	▽	⊕ 3 x G9	⊞⊞⊞ Max. 75 W.





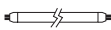
MLNParal·lel	5982	AL	Ø 115 mm.	H 100 mm.	S 88 mm.	▽	⊕ 1 x G9	 Max. 75 W.
Stefan Kährs	5983	AL	Ø 224 mm.	H 100 mm.	S 88 mm.	▽	⊕ 2 x G9	 Max. 75 W.
	5988	AL	Ø 335 mm.	H 100 mm.	S 88 mm.	▽	⊕ 3 x G9	 Max. 75 W.







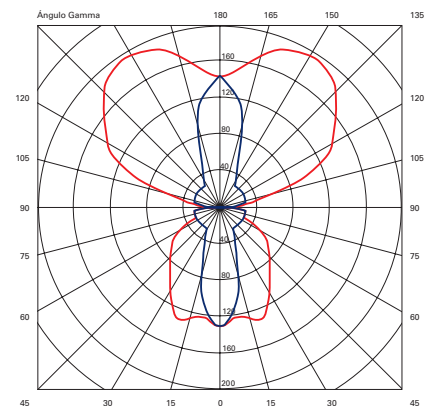



MLNParallel F	6002	AL	∅ 591 mm.	H 65 mm.	S 68 mm.	RE	⊘	⊕	1 x G5	 Max. 24 W.
Stefan Kährs	6003	AL	∅ 891 mm.	H 65 mm.	S 68 mm.	RE	⊘	⊕	1 x G5	 Max. 39 W.



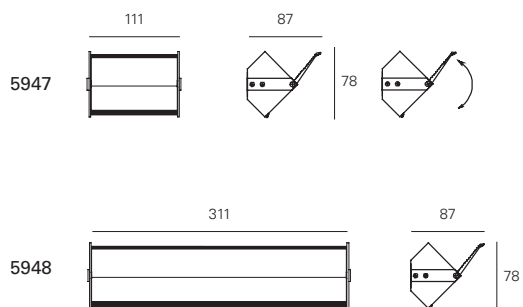
6002

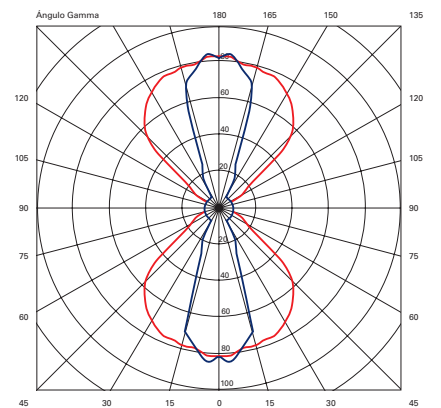
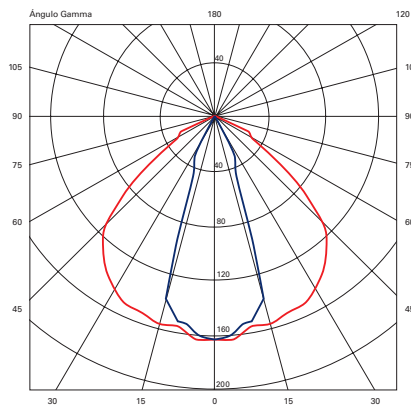
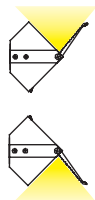
6003







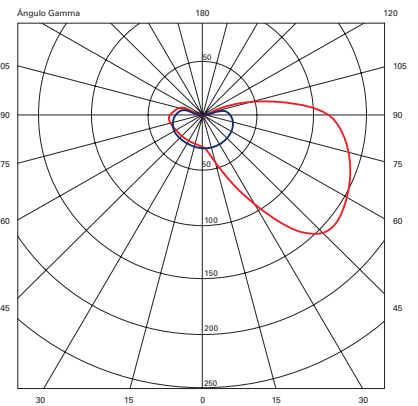
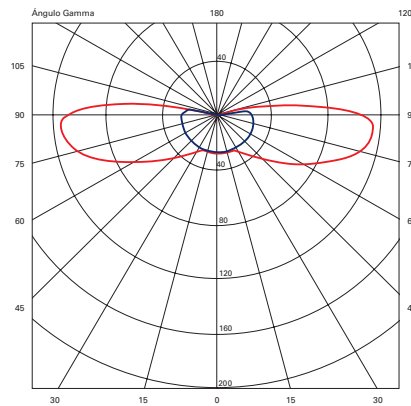
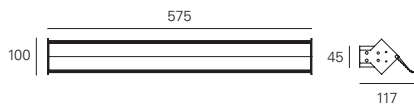
MLNLoft	5948	AL	Ø 311 mm.	H 78 mm.	S 87 mm.	▽	⊕ 2 x G9	⊕ Max. 75 W.
Stefan Kährs	5947	AL	Ø 111 mm.	H 78 mm.	S 87 mm.	▽	⊕ 1 x G9	⊕ Max. 75 W.












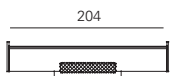







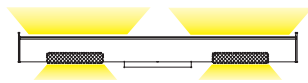
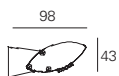
MLNLoft F	5974	AL	Ø 575 mm.	H 100 mm.	S Max.117 mm.	RE		⊖ 1 x G5	Max. 24 W.
Stefan Kährs									



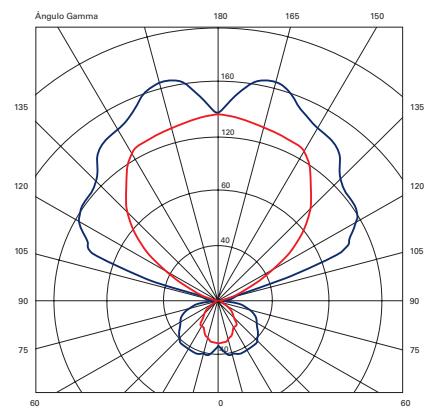
MLNRa	5935	NI	∅ 204 mm.	H 43 mm.	S 98 mm.	▽	⊕ 1 x R7S L.80,3 mm.	 Max. 150 W.
Stefan Kährs	5937	NI	∅ 354 mm.	H 43 mm.	S 98 mm.	▽	⊕ 2 x R7S L.80,3 mm.	 Max. 150 W.



5935

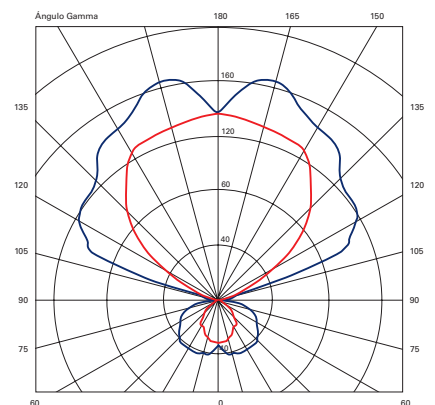
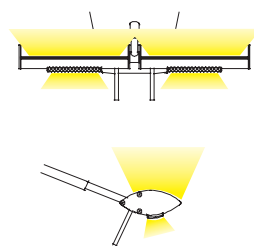
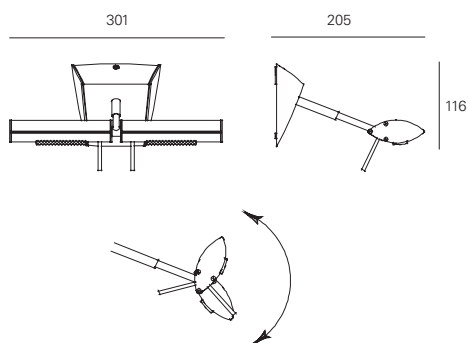


5937

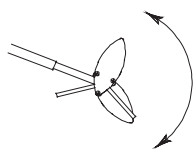




MLNRa	5923	NI	∅ 301 mm.	H 116 mm.	S 205 mm.	▽	⊕ 2 x R7S L.80,3 mm.	 Max. 150 W.	∩ 0,3 m
Stefan Kährs									

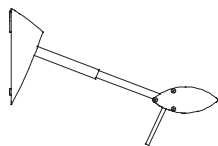
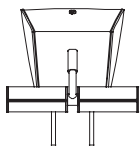




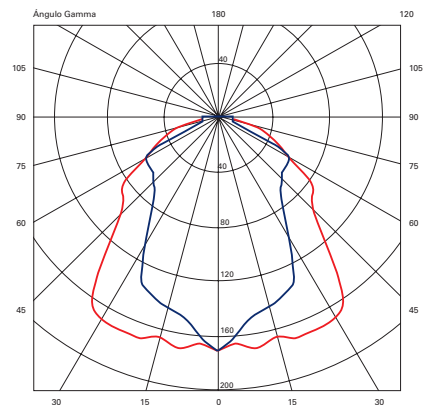
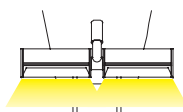
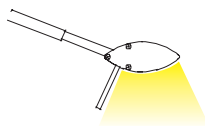


162

210



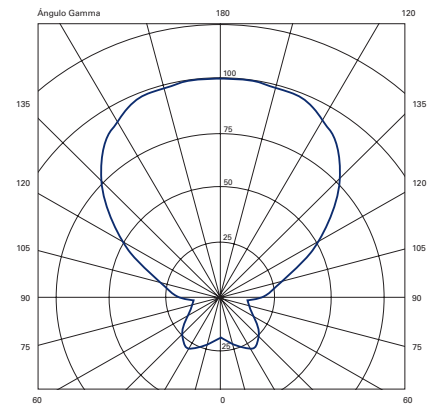
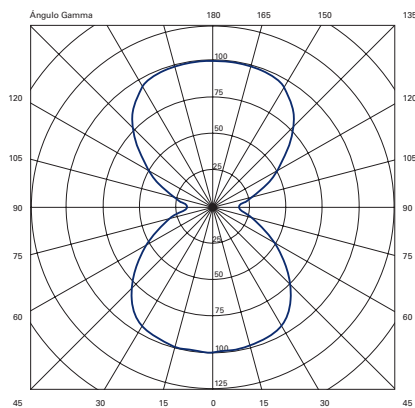
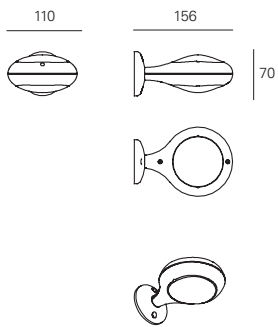


116







76/77



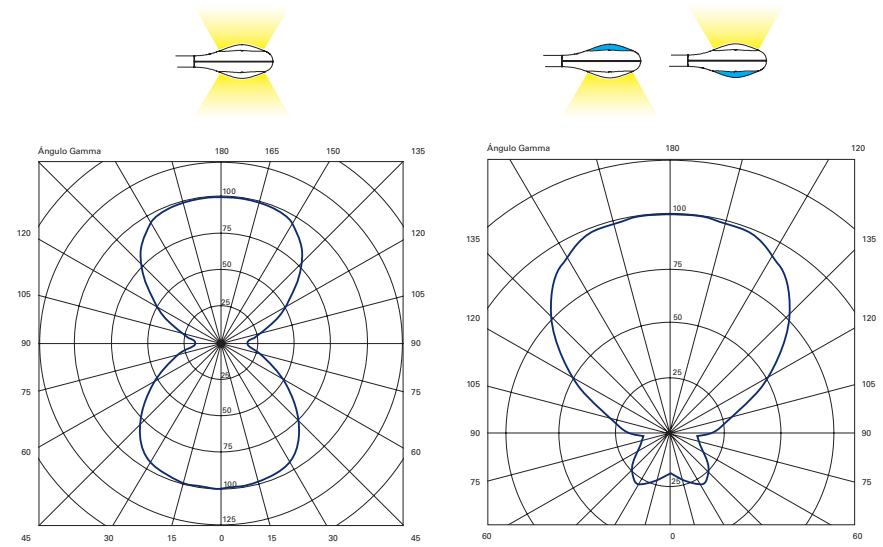
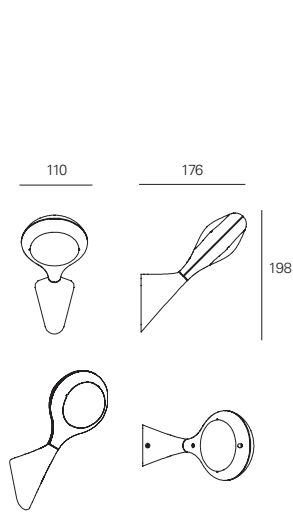




MLNSpace Glass	6078	AL	∅ 110 mm.	H 70 mm.	S 156 mm.	▽	□ 1 x G9	⏻ Max. 60 W.	Ⓜ
Rafa Ortega	VIDRIO / GLASS	2084	VB	2085	VR	2086	VA		

MLNSpace Glass

6079 | GR | Ø 110 mm. | H 198 mm. | S 176 mm. | ▽ | □ 1 x G9 | Max. 60 W. |

Rafa Ortega	VIDRIO / GLASS	2084	VB	2085	VR	2086	VA
-------------	----------------	------	----	------	----	------	----

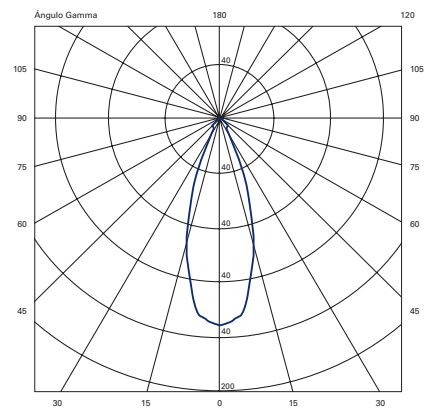
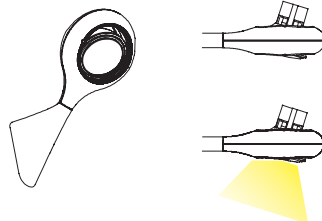
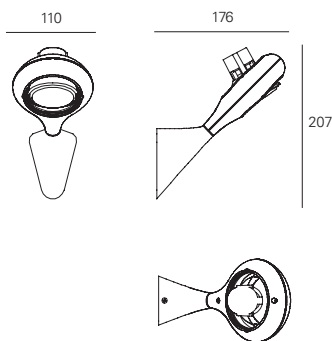










MLNSpace Spot 6080 | GR | Ø 110 mm. | **H** 207 mm. | **S** 176 mm. | ▽ | □ 1xGU10 | ▶ Max. 75W.
 Rafa Ortega





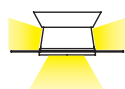
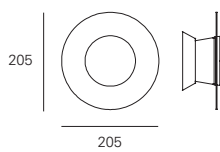


MLNDuo

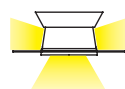
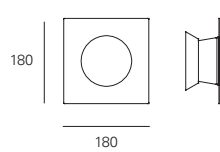
Roberto Spitali

5977	AL	∅ 205 mm.	H 205 mm.	S 78 mm.	▽	⊕ 1 x G9	⊕ Max. 60 W.	Ⓢ
5978	AL	∇ 180 mm.	H 180 mm.	S 78 mm.	▽	⊕ 1 x G9	⊕ Max. 60 W.	Ⓢ
5979	AL	∅ 360 mm.	H 180 mm.	S 78 mm.	▽	⊕ 2 x G9	⊕ Max. 60 W.	Ⓢ

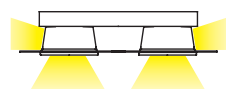
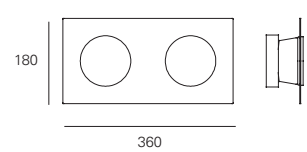
5977

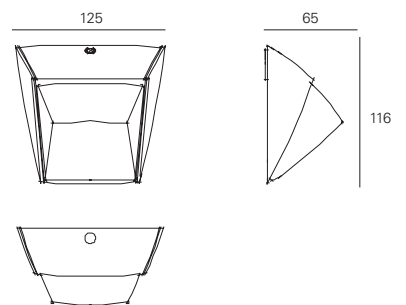


5978



5979





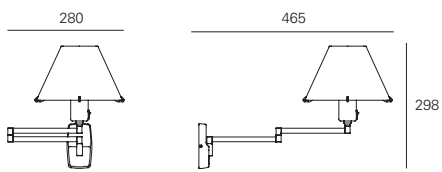
2797



2799



2798

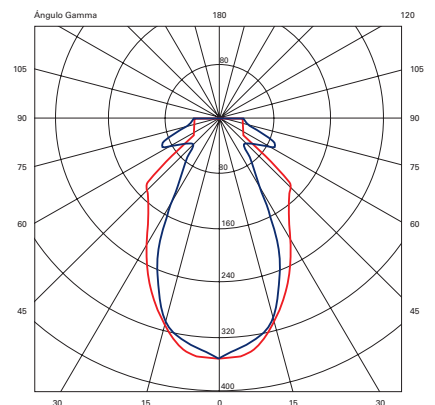
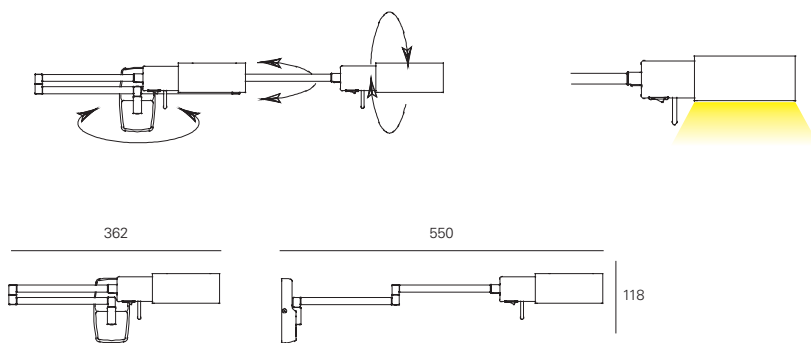




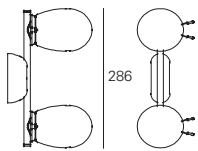
MLN	Elea ambiente	4797	OR	4798	NI	∅ Max.465mm.Min.280mm.	H 298 mm.	S Max.465mm. Min.145mm.	▽	INT	⊕ 1 x E27	⦿ Max. 100 W.
	Equipo Milan											
	Pantallas/Shades	2797	VB	2798	PPB	2799	PPN					



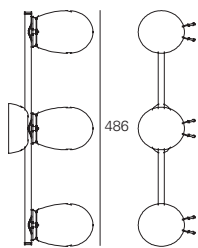
MLNElea lectura	5791	OR	Ø Max.550mm. Min.362mm.	H 118 mm.	S Max.550mm. Min.90mm.	▽	INT	⊕ 1 x G9	⏏ Max. 75 W.
Equipo Milan	5792	NI							



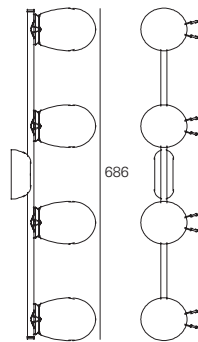




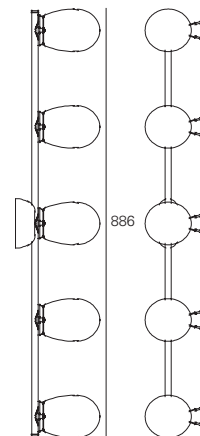
5833



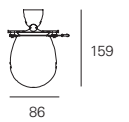
5834



5835



5836



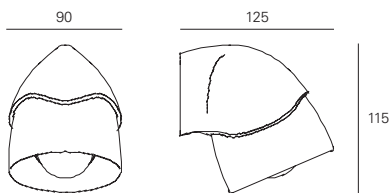


MLNBaño	5833	AL	∅ 286 mm.	H 86 mm.	S 159 mm.	▽	⊕ 2 x E14	○ Max. 60 W.	🔧
Carlos Bermudo	5834	AL	∅ 486 mm.	H 86 mm.	S 159 mm.	▽	⊕ 3 x E14	○ Max. 60 W.	🔧
	5835	AL	∅ 686 mm.	H 86 mm.	S 159 mm.	▽	⊕ 4 x E14	○ Max. 60 W.	🔧
	5836	AL	∅ 886 mm.	H 86 mm.	S 159 mm.	▽	⊕ 5 x E14	○ Max. 60 W.	🔧



MLNFlexus	5752	NI	5753	GR	∅ 90 mm.	H 115 mm.	S 125 mm.	☒	⊖	1 x E14	🔌	Max. 60 W	🔌
Equipo Milan	VIDRIO / GLASS	2720	VB	2721	VM								

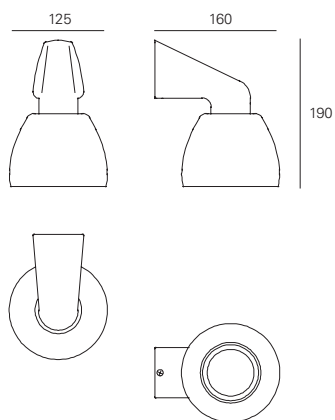
MLNFlexus



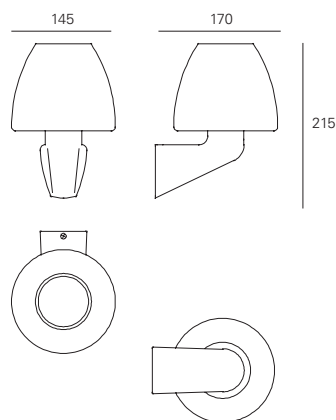


MLNElea	5540	OR	5541	CR	5542	BL	5699	GR	∅ 145 mm.	H 215 mm.	S 170 mm.	▽	□ 1 x E27	⊙ Max. 60 W.	⚡
Equipo Milan	VIDRIO / GLASS		2532	VB	2533	VA									

MLNElea Baño	5540	OR	5541	CR	5542	BL	5699	GR	∅ 125 mm.	H 190 mm.	S 160 mm.	▽	□ 1 x E27	⊙ Max. 60 W.	⚡
Equipo Milan	VIDRIO / GLASS		2537	VB											





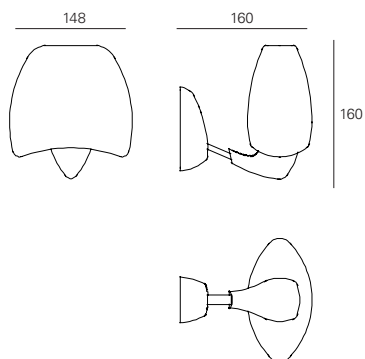
MLNElea Baño



MLNElea



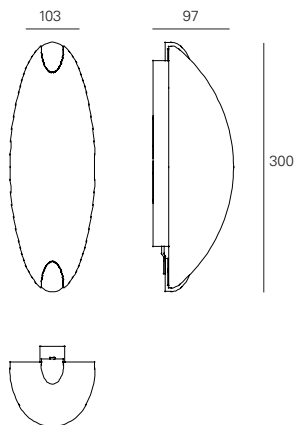
MLNDelos	5653	CR	5654	GR	∅ 148 mm.	H 160 mm.	S 160 mm.	▽	⊕ 1 x E14	 Max. 60 W.	
Equipo Milan	VIDRIO / GLASS	2651	VB	2652	VM	2653	VA				







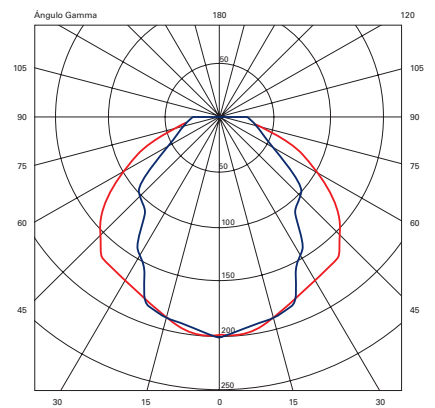

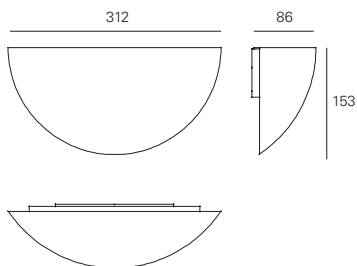
MLNDino | 5481 | OR | 5482 | CR | 5693 | GR | Ø 103 mm. | H 300 mm. | S 97 mm. | ▽ | ⚡ 1 x E27 | ⚡ Max. 100 W. | ⚡

Equipo Milan





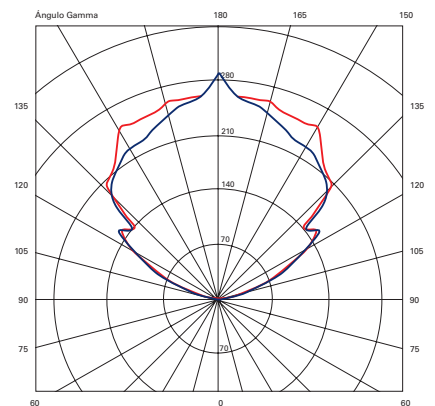
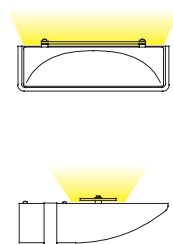
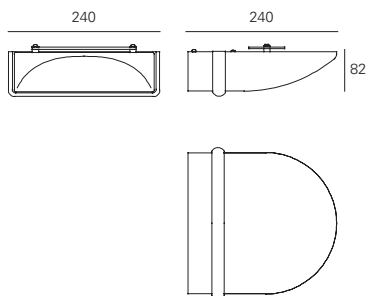


MLNLiena	5505	CR	∅ 312 mm.	H 153 mm.	S 86 mm.	▽	⊕ 1 x R7S L.119,6 mm.	 Max. 200 W.	
Equipo Milan									





MLNVedette	5272	NI	Ø 240 mm.	H 82 mm.	S 240 mm.	⚡	⊕ 1 x R7S L.119,6 mm.	 Max. 300 W.	
Equipo Milan									





_plafones / ceiling lights



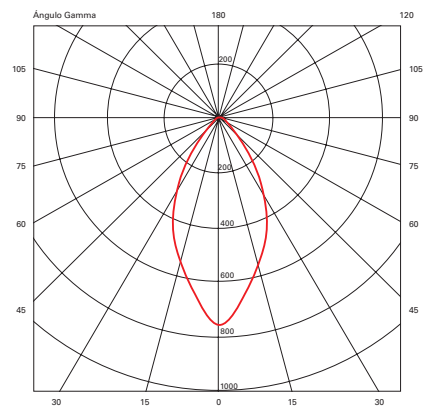
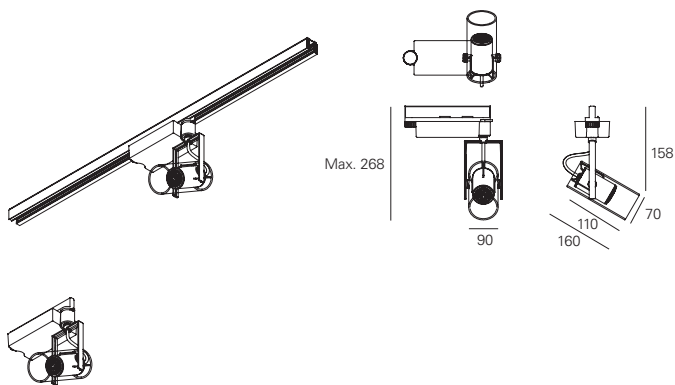




MLNTub

Stefan Kährs

6165 CR \varnothing 160 mm. H Max. 268 mm. ∇ \ominus E.E 1 x GX10  Max. 35 W.  \curvearrowright 0,3 m

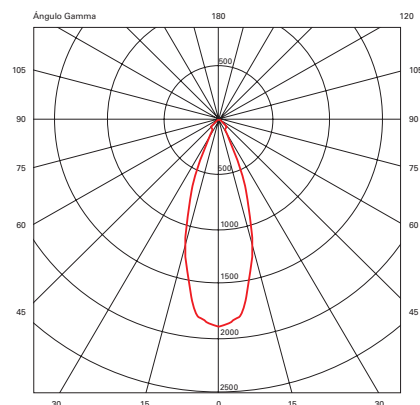
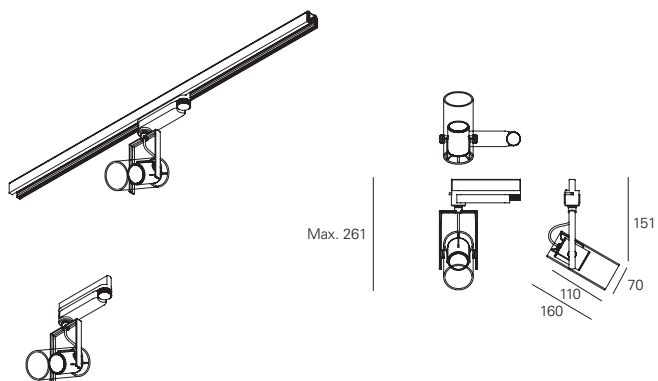




MLNTub

Stefan Kährs

6166 CR \varnothing 160 mm. H Max. 261 mm. ∇ \triangle TR.E 1 x GU5.3 Max. 50 W. \odot 0,3 m





COLORE DEL CAPOCANE SHIRT

ROSENDALH

maia

clothingref

Reflected glory

Frankfurt

OMME CLASSIC

3^a PLANTA



2^a PLANTA

edra

spruce

1^a PLANTA

stylefile

RECEPCION

Marc O'Polo



fast forward

SOTANO 1



BARLEYCORN

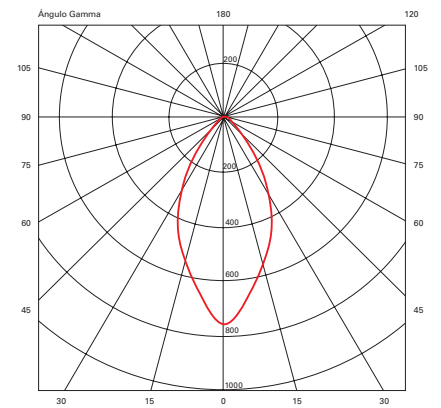
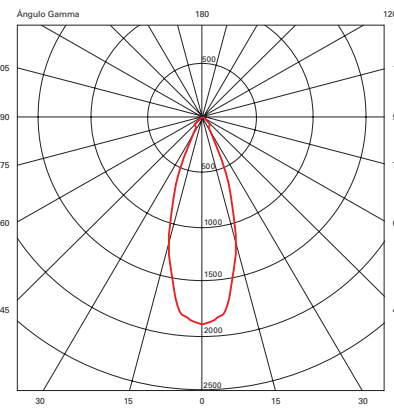
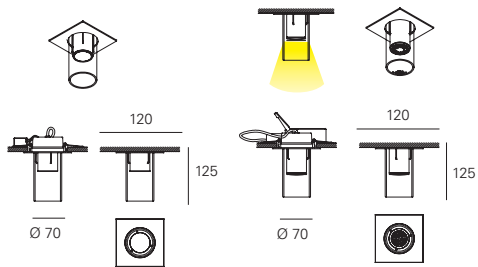



SOTANO 2

Deutsch









MLNTub	6126	CR	Ø 70 mm.	H 125 mm.	▽	◀▶	TR.E	1 x GU5.3	▶ Max. 50 W.	⊗ 100 x 45 mm	⊗	⌒ 0,3 m
Stefan Kährs	6127	CR	Ø 70 mm.	H 125 mm.	▽	⊕	E.E	1 x GX10	▶ Max. 35 W.	⊗ 100 x 65 mm	⊗	⌒ 0,3 m



MLNTub	6123	CR	Ø 90 mm.	H Max. 224 mm.	▽	◀▶	TR.E	1 x GU5.3	▶ Max. 50 W.	⊗ 100 x 40 mm	☀	⌒ 0,3 m
Stefan Kährs	6124	CR	Ø 90 mm.	H Max. 224 mm.	▽	⊕	E.E	1 x GX10	▶ Max. 35 W.	⊗ 100 x 65 mm	☀	⌒ 0,3 m
	6125	CR	Ø 90 mm.	H Max. 258 mm.	▽	◀▶	TR.E	1 x GU5.3	▶ Max. 50 W.		☀	⌒ 0,3 m

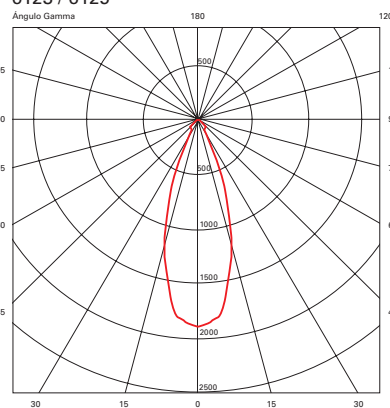


6123 / 6124

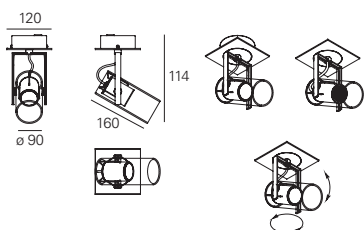
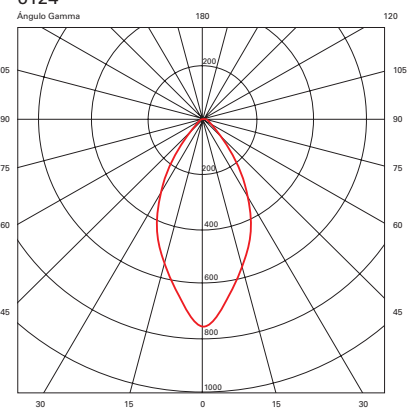


6125

6123 / 6125

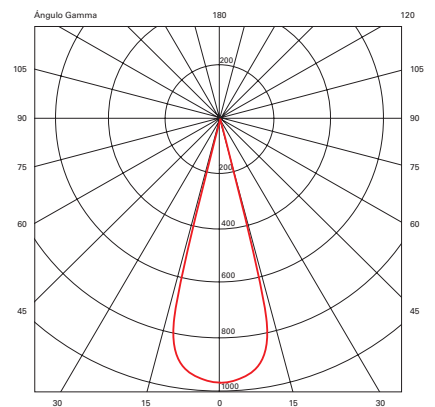
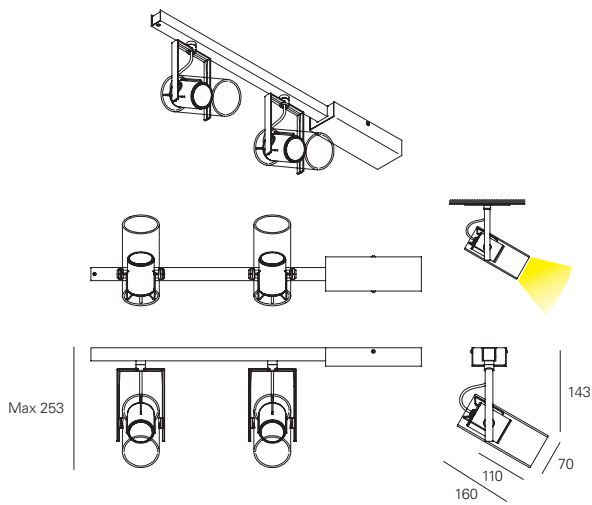


6124



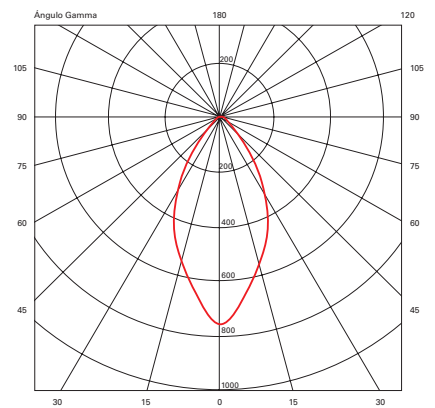
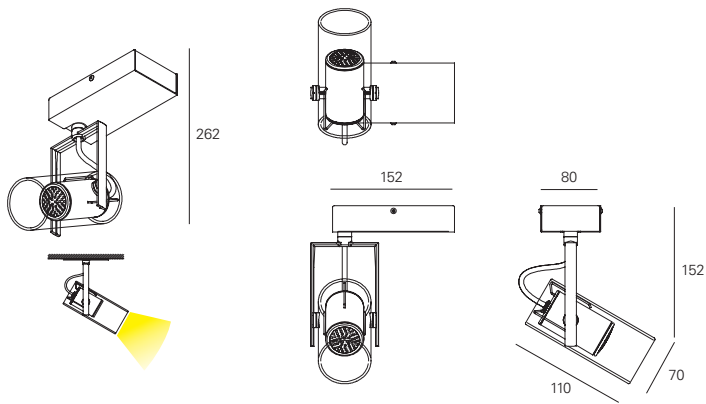


MLNTub	6168	CR	▧ 628 mm.	H Max. 253 mm.	▽ ◊	TR.E	2 x GU5.3	▶ Max. 50 W.	⊗	⌒ 0,3 m
Stefan Kährs										



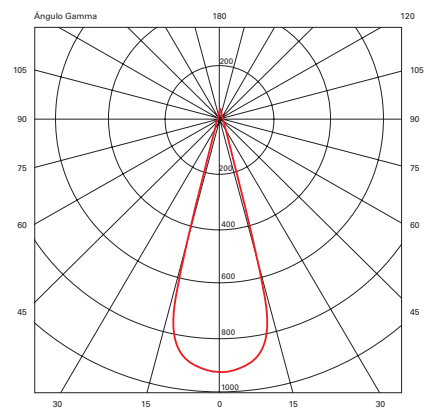
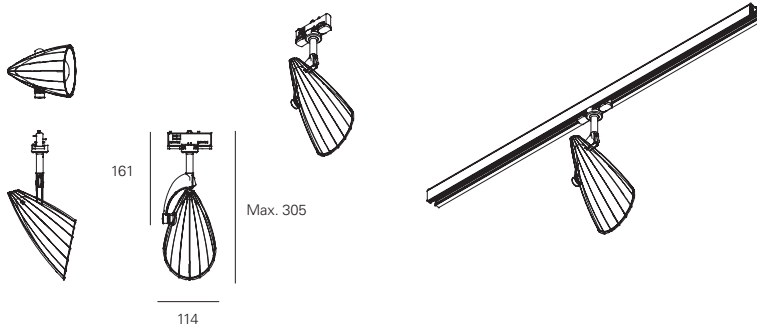


MLNTub	6167	CR	152 mm.	H Max. 262 mm.			E.E.	1 x GX10	Max. 35 W.	0,3 m
Stefan Kährs										





MLNPerceval-06	6169	CR	PC	Ø 114 mm.	H Max. 305 mm.	□ 1 x E27	⚙	⌒ 0,3 m
Stefan Kährs	6170	CR	PB	Ø 114 mm.	H Max. 305 mm.	□ 1 x E27	⚙	⌒ 0,3 m

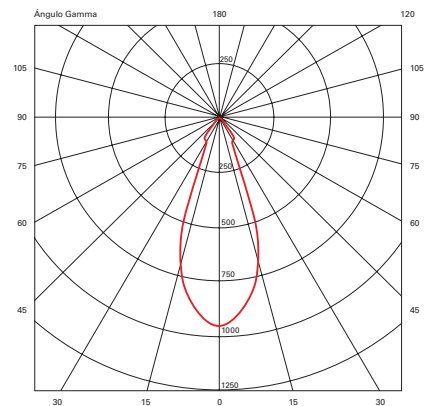
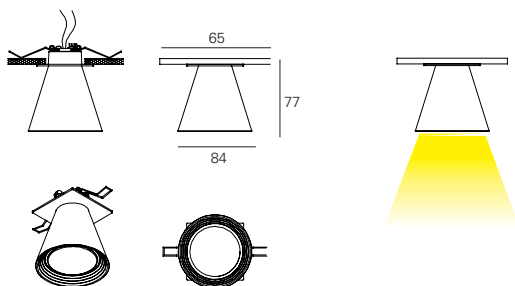









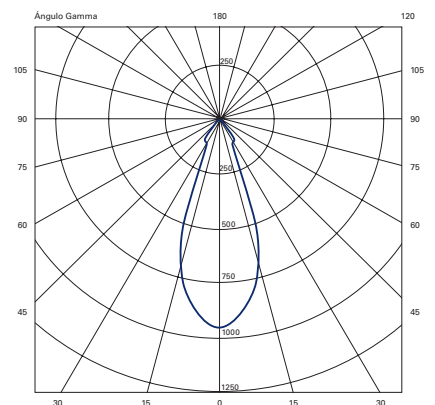
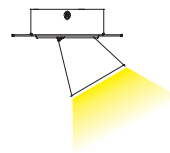
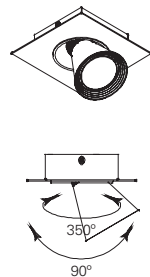
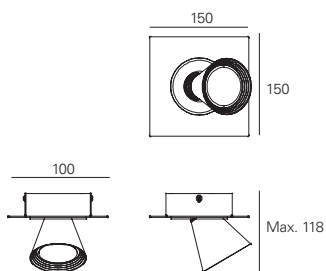
MLNCirce	6102	GR	Ø 84 mm.	H 77 mm.	▽	⊕ 1 x GU10	▶ Max. 75 W.	⊕ 45 H 25 mm.
Stefan Kährs								







MLNCirce	6070	GR	∅ 150 mm.	H Max. 84 mm.	▽	⊕ 1 x GU10	🔊 Max. 75 W.	📏 45 H.115 mm.	⤵ 0,3 m
Stefan Kärhs			∅ 150 mm.	H Max. 118 mm.					



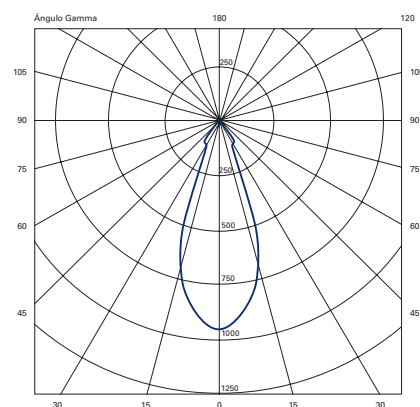


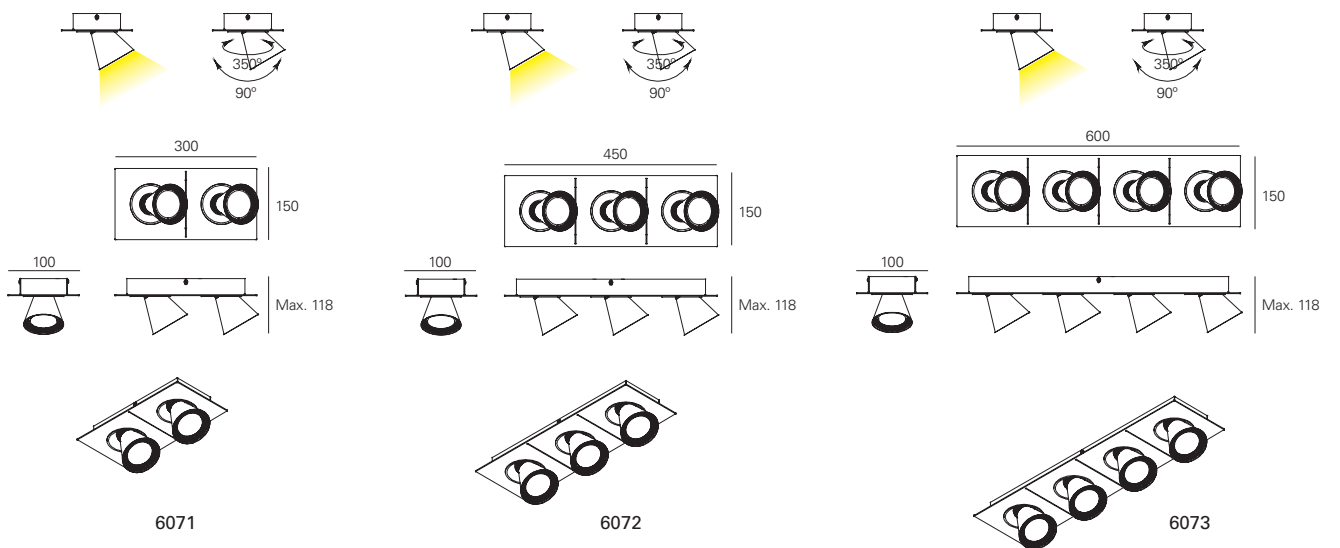


**MLNCirce**

Stefan Kärhs

6071	GR	300x150 mm.	H Max. 84 mm.		2 x GU10	Max. 75 W.	265 H.115 mm.	0,3 m
	GR	300x150 mm.	H Max. 118 mm.					
6072	GR	450x150 mm.	H Max. 84 mm.		3 x GU10	Max. 75 W.	415 H.115 mm.	0,3 m
	GR	450x150 mm.	H Max. 118 mm.					
6073	GR	600x150 mm.	H Max. 84 mm.		4 x GU10	Max. 75 W.	565 H.115 mm.	0,3 m
	GR	600x150 mm.	H Max. 118 mm.					

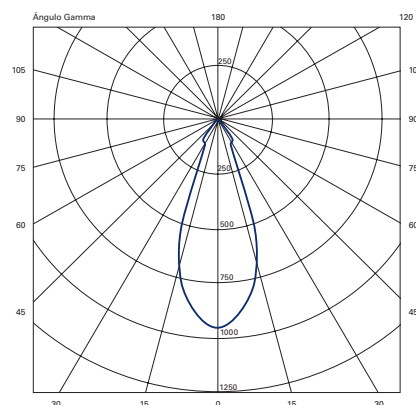
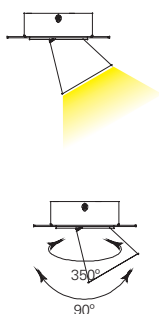
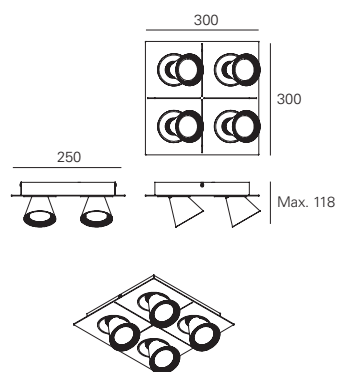








MLNCirce	6074	GR	∅ 300 mm.	H Max. 84 mm.	▽	⊕ 4 x GU10	▶ Max. 75 W.	▭ 265 H.115 mm.	⌒ 0,3 m
Stefan Kärhs			∅ 300 mm.	H Max. 118 mm.					

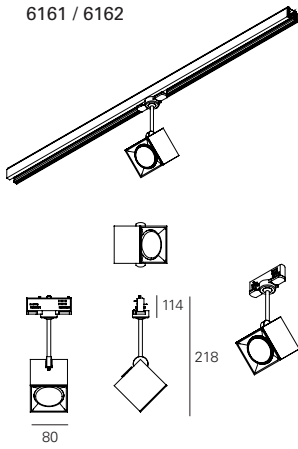




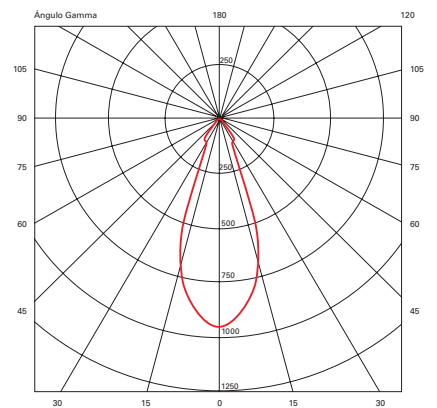
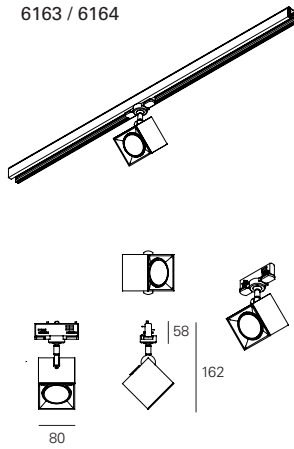




6161 / 6162

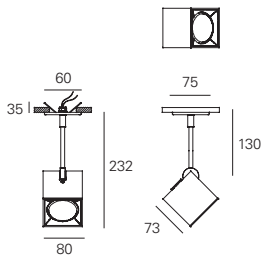


6163 / 6164

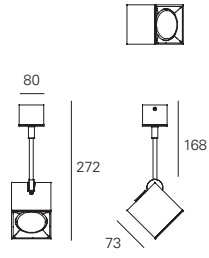




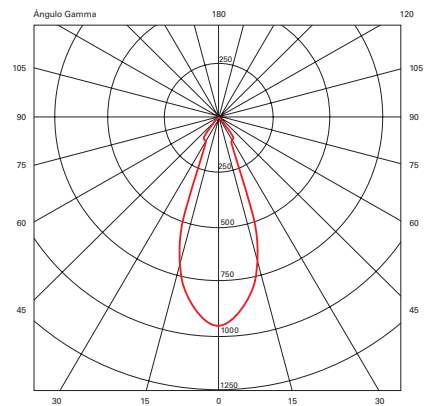
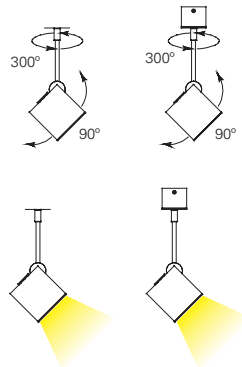
MLNDau Spot	6161	AL	6162	ALN	∅ 80 mm.	H 218 mm.	▽	□ 1 x GU10	▶ ∅ 63 Max. 75 W.	⌒ 0,3 m
Flemming Bjorn	6163	AL	6164	ALN	∅ 80 mm.	H 162 mm.	▽	□ 1 x GU10	▶ ∅ 63 Max. 75 W.	⌒ 0,3 m



6030



6024

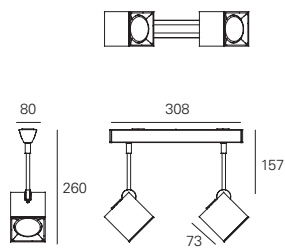




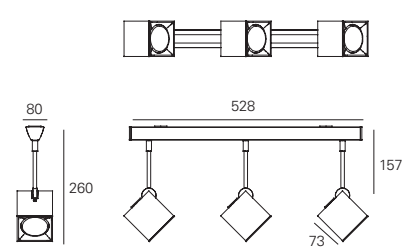
MLNDau Spot	6030	AL	∅ 80 mm.	H 232 mm.	▽	□ 1 x GU10	☞ ∅ 63 Max. 75 W.	⊗ ∅ 63 X 35	⌒ 0,3 m
Flemming Bjorn	6024	AL	∅ 80 mm.	H 272 mm.	▽	□ 1 x GU10	☞ ∅ 63 Max. 75 W.		⌒ 0,3 m



6025



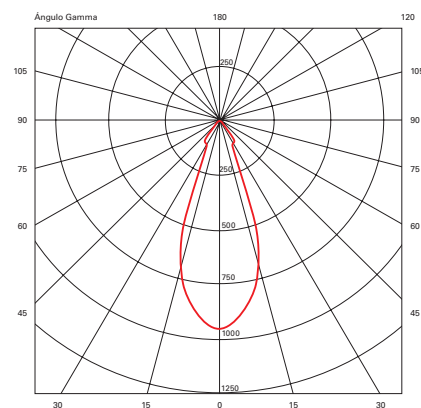
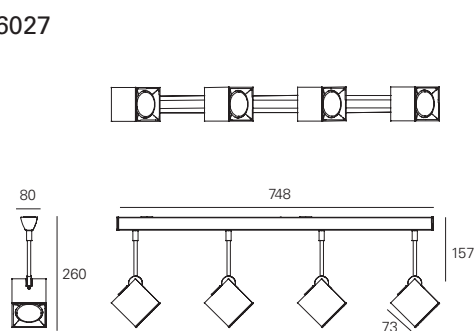
6026





MLNDau Spot	6025	AL	∅ 308 mm.	H 260 mm.	▽	□ 2 x GU10	∅ 63 Max. 75 W.	∅ 0,3 m
Flemming Bjorn	6026	AL	∅ 528 mm.	H 260 mm.	▽	□ 3 x GU10	∅ 63 Max. 75 W.	∅ 0,3 m
	6027	AL	∅ 748 mm.	H 260 mm.	▽	□ 4 x GU10	∅ 63 Max. 75 W.	∅ 0,3 m

6027

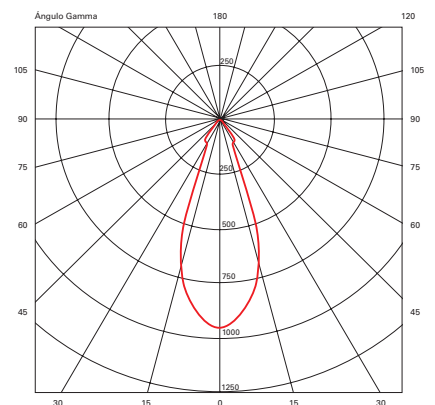
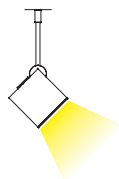
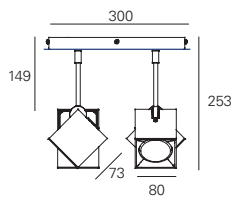
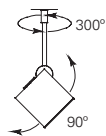
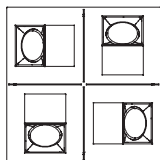






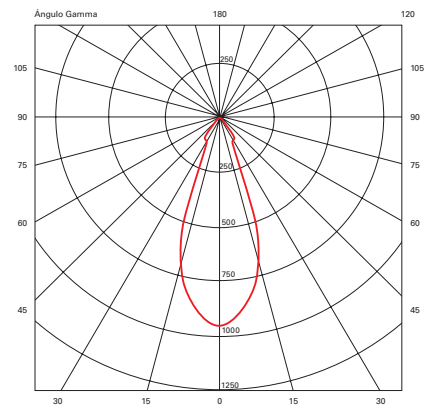
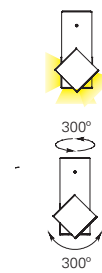
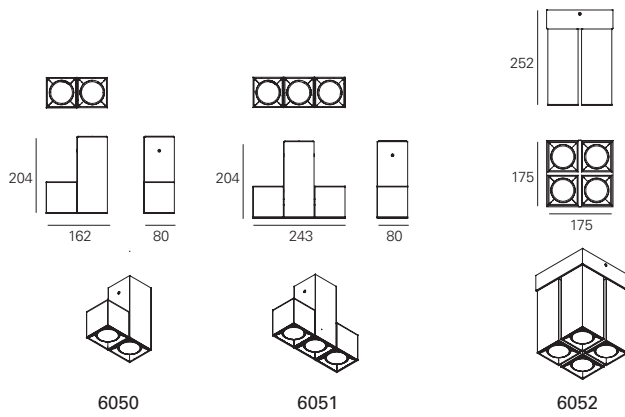
MLNDau Spot | 6029 | AL | 300 mm. | H 300 mm. | 4 x GU10 | Ø 63 Max. 75 W. | 0,3 m


Flemming Bjorn









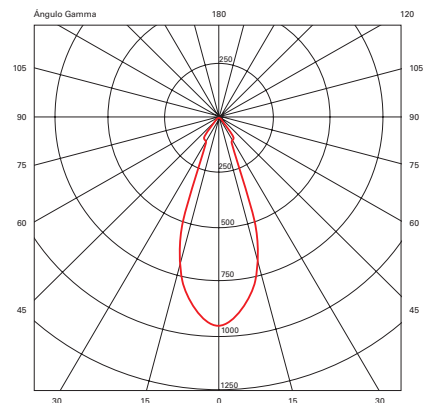
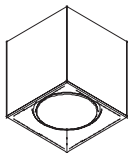
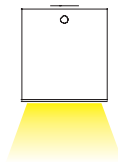
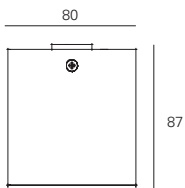
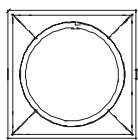


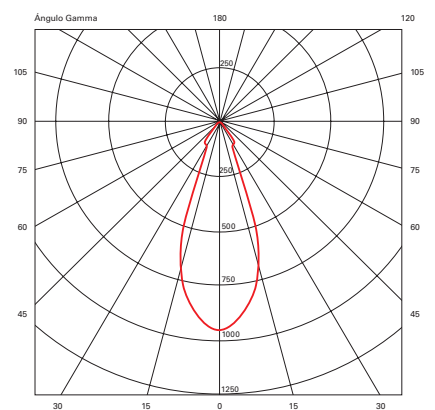
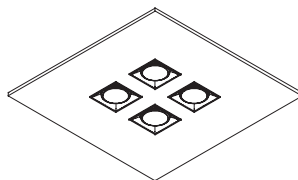
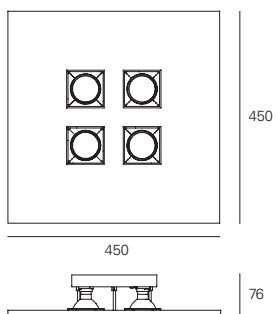
MLNDau Spot	6050	AL	▧ 162 x 80 mm.	H 204 mm.	▽	⊕ 2 x GU10	🔊 Max. 75 W.	⌒ 0,3 m
Flemming Bjorn	6051	AL	▧ 243 x 80 mm.	H 204 mm.	▽	⊕ 3 x GU10	🔊 Max. 75 W.	⌒ 0,3 m
	6052	GR	▧ 175 mm.	H 252 mm.	▽	⊕ 4 x GU10	🔊 Max. 75 W.	⌒ 0,3 m






MLNDau spot	6023	AL	6118	ALN	∅ 80 mm.	H 87 mm.	▽	□ 1 x GU10	☞ ∅ 63 Max. 75 W.	⌒ 0,3 m
Flemming Bjorn										



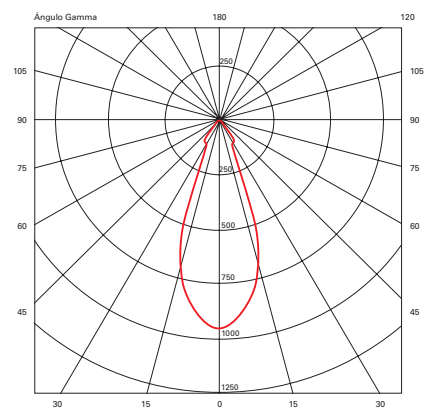
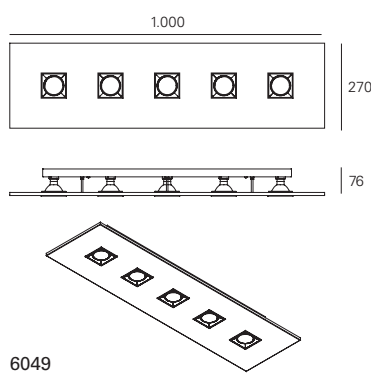
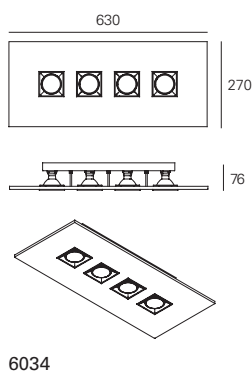




MLNPolifemo	6035	GR	∅ 450 mm.	H 76 mm.	▽	⊕ 4 x GU10	∠ ∅ 63 Max. 75 W.	∩ 0,3 m
Flemming Bjorn								



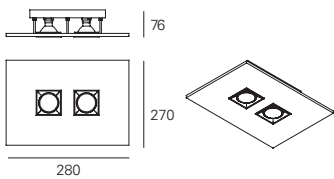
MLN Polifemo	6034	GR	▱ 630 x 270 mm.	H 76 mm.	▽	⊕ 4 x GU10	▶ ∅ 63 Max. 75 W.	⌒ 0,3 m
Fleming Bjorn	6049	GR	▱ 1.000 x 270 mm.	H 76 mm.	▽	⊕ 5 x GU10	▶ ∅ 63 Max. 75 W.	⌒ 0,3 m



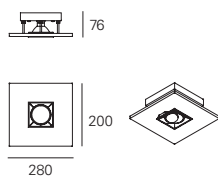




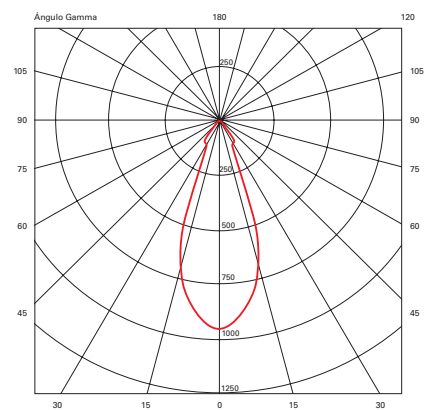
MLNPolifemo	6033	GR	▧ 390 x 270 mm.	H 76 mm.	▽	⊕ 2 x GU10	⊕ 63 Max. 75 W.	⌒ 0,3 m
Flemming Bjorn	6077	GR	▧ 200 mm.	H 76 mm.	▽	⊕ 1 x GU10	⊕ 63 Max. 75 W.	⌒ 0,3 m



6033



6077

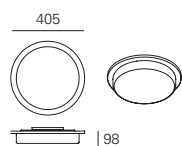




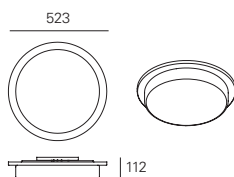




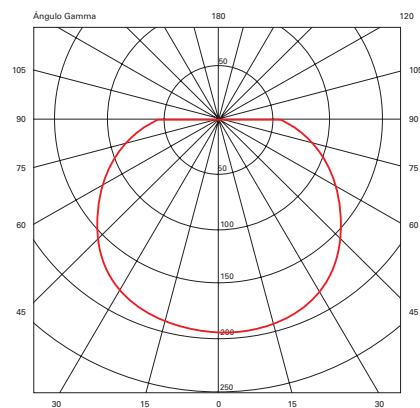
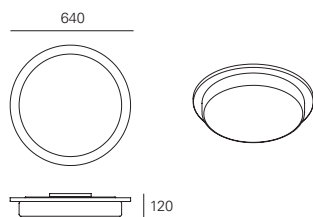
6128



6129



6130





MLNRondo

Equipo Milan

6128	CR	Ø 405 mm.	H 98 mm.	▽	⊕ 3 x G9	⏏ Max. 40 W.	☀️	👤
6129	CR	Ø 523 mm.	H 112 mm.	▽	⊕ 3 x G9	⏏ Max. 60 W.	☀️	👤
6130	CR	Ø 640 mm.	H 120 mm.	▽	⊕ 4 x G9	⏏ Max. 60 W.	☀️	👤



MLNMini Rondo

6101

AL

Ø 108 mm.

H 77 mm.

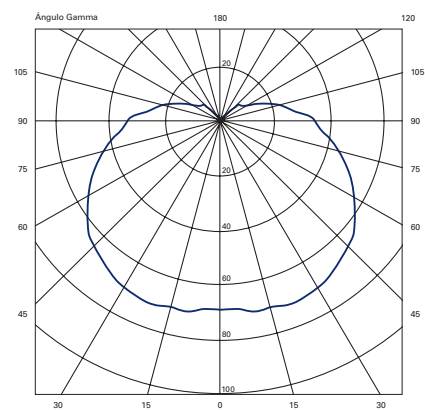
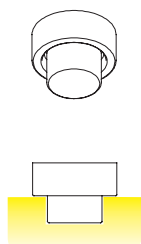
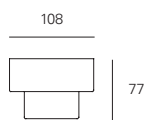


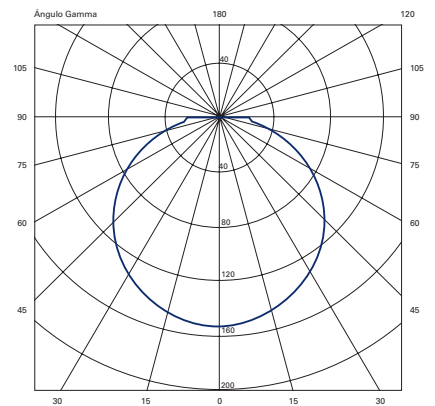
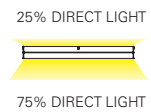
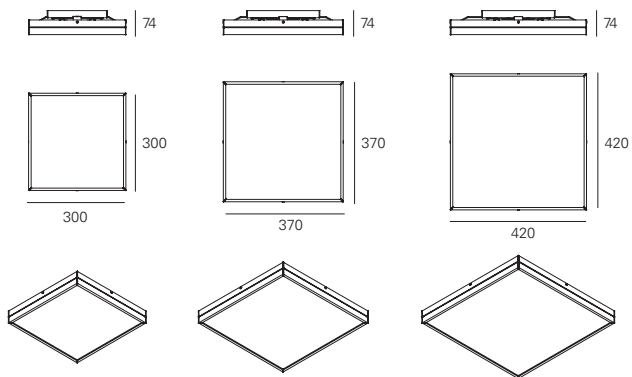
1xG9

Max. 75W.



Equipo Milan










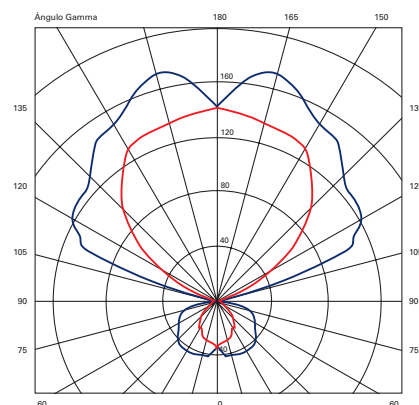
MLNLinea

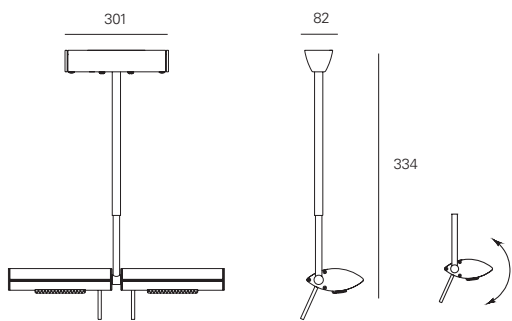
Stefan Kärhs

6056	AL	6119	ALN	∅ 300 mm.	H 74 mm.	▽	⊕ 1 x R7S L.80 mm.		Max. 150 W.		Opal.
6057	AL	6120	ALN	∅ 370 mm.	H 74 mm.	▽	⊕ 1 x R7S L.119,6 mm.		Max. 250 W.		Opal.
6058	AL	6121	ALN	∅ 420 mm.	H 74 mm.	▽	⊕ 1 x R7S L.119,6 mm.		Max. 300 W.		Opal.

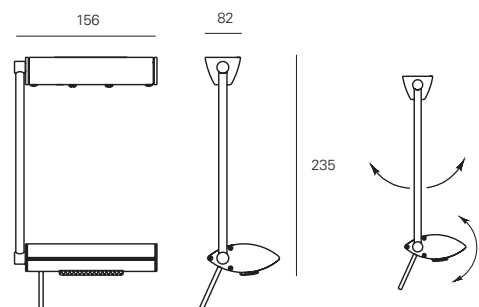


MLNRa	5921	NI	Ø 301 mm.	H 334 mm.	▽	⊕ 2 x R7S L.80,3 mm.	 Max. 150 W.	⌒ 0,5 m
Estefan Kährs	5929	NI	Ø 156 mm.	H 235 mm.	▽	⊕ 1 x R7S L.80,3 mm.	 Max. 150 W.	⌒ 0,5 m





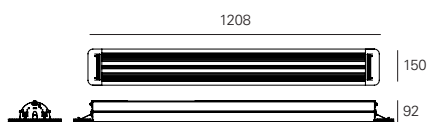
5921



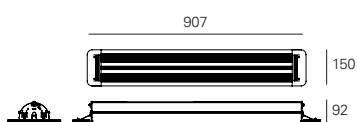
5929



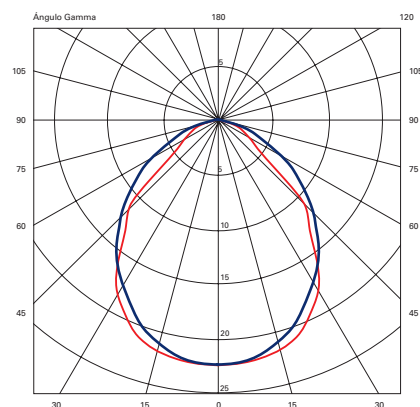
MLNSpace Fluo	6091	GR	AL	607x150 mm.	H 92 mm.				Max. 24 W.	590x130 H.92 mm.
Rafa Ortega	6092	GR	AL	907x150 mm.	H 92 mm.				Max. 39 W.	890x130 H.92 mm.
	6093	GR	AL	1208x150 mm.	H 92 mm.				Max. 54 W.	1190x130 H.92 mm.

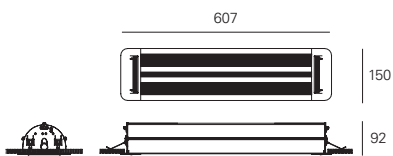



6093

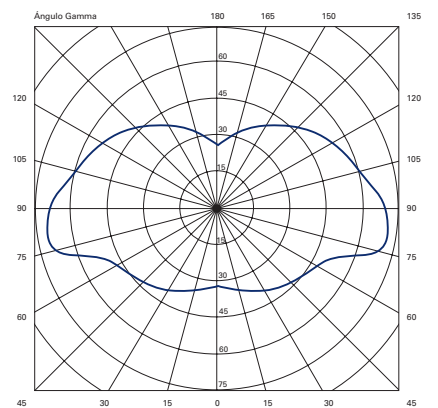
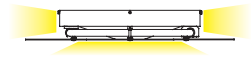
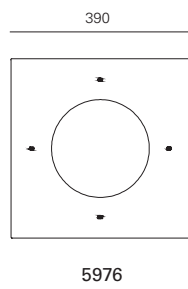
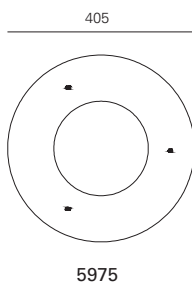



6092





6091



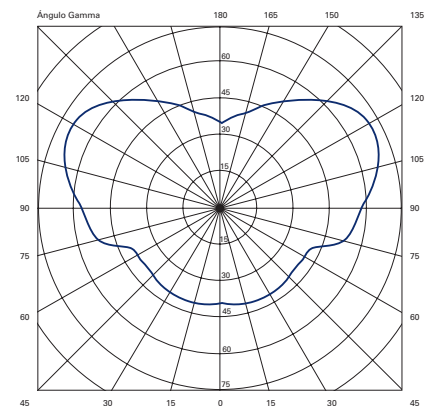
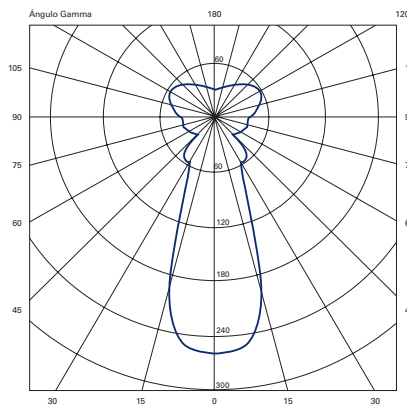
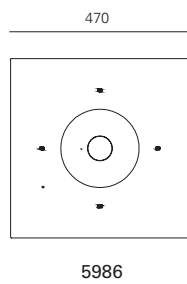
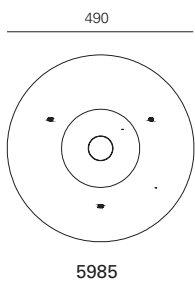
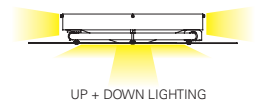
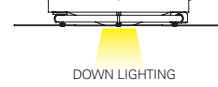
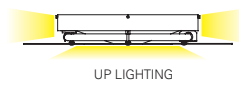


MLNlxion	5975	AL	∅ 405 mm.	H 53 mm.	RE	⚡	⊕ 1 x 2GX13	⊙ Max. 40 W.
Equipo Milan	5976	AL	∇ 390 mm.	H 53 mm.	RE	⚡	⊕ 1 x 2GX13	⊙ Max. 40 W.



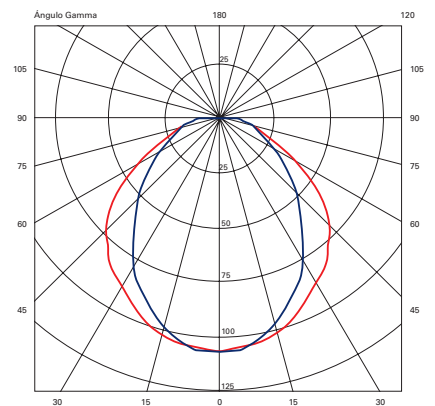
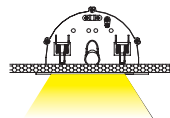
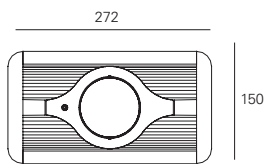
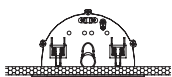




MLNlxion	5985	AL	∅ 490 mm.	H 69 mm.	RE	⊗	⊕ 1 x GZ10	▶ Max. 75 W. 1 x 2GX13	⊙ Max. 40 W.
Equipo Milan	5986	AL	∇ 470 mm.	H 69 mm.	RE	⊗	⊕ 1 x GZ10	▶ Max. 75 W. 1 x 2GX13	⊙ Max. 40 W.







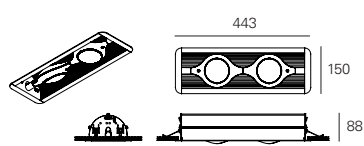




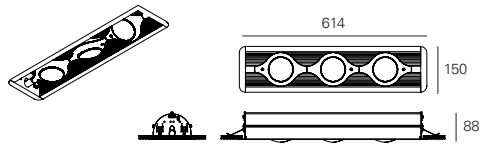
MLNSpace Glass	6084	GR	AL	272x150 mm.	H 90 mm.		1 x G9	Max. 60 W.	255x130 H.90 mm.	0,3 m	
Rafa Ortega	VIDRIO / GLASS	2084	VB	2085	VR	2086	VA				



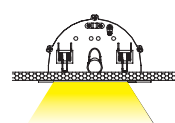
MLNSpace Glass	6085	GR	AL	443x150 mm.	H 90 mm.	▽	□ 2 x G9	⊕ Max. 60 W.	▭ 425x130 H.90 mm.	⊙ 0,3 m	⊗
Rafa Ortega	6086	GR	AL	614x150 mm.	H 90 mm.	▽	□ 3 x G9	⊕ Max. 60 W.	▭ 595x130 H.90 mm.	⊙ 0,3 m	⊗
	VIDRIO / GLASS		2084	VB	2085	VR	2086	VA			

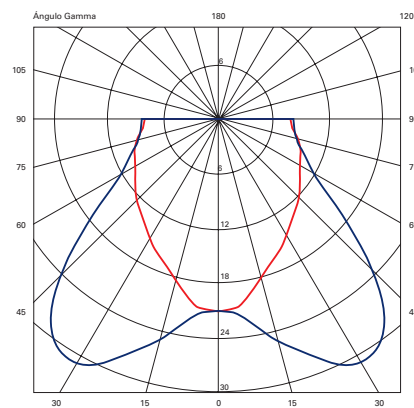
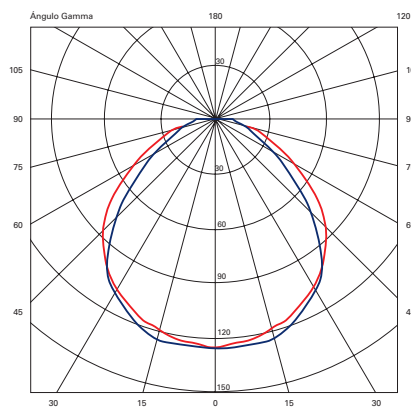


6085



6086

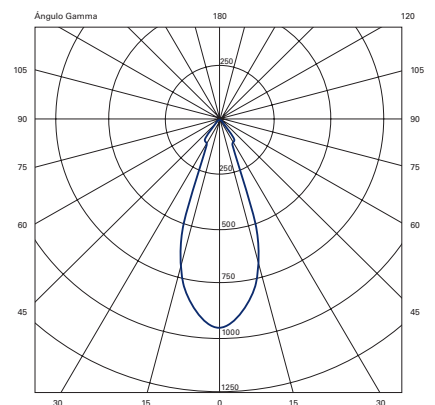
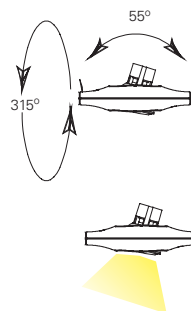
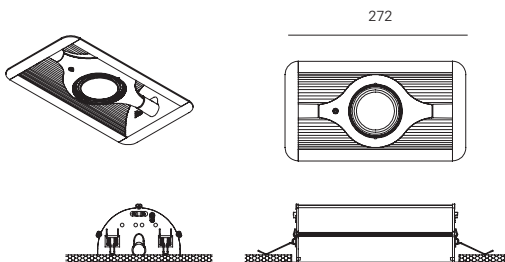


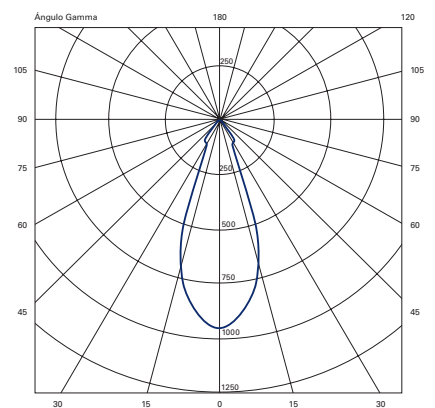
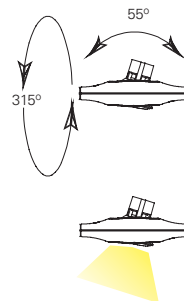
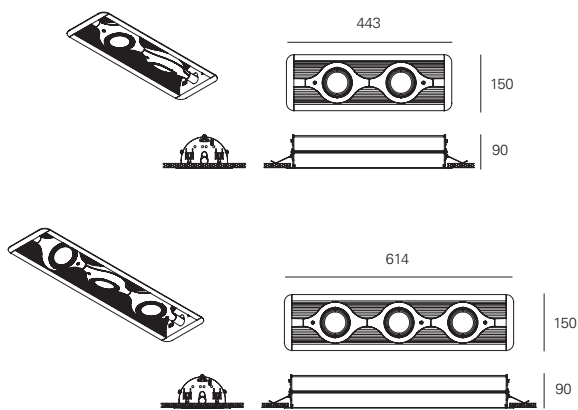







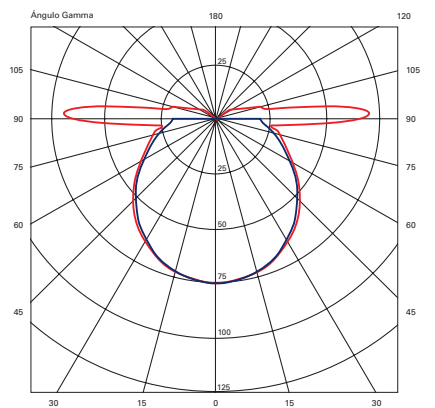
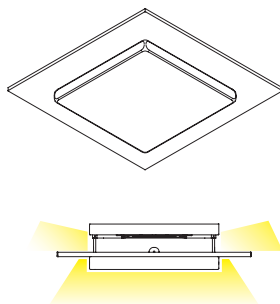
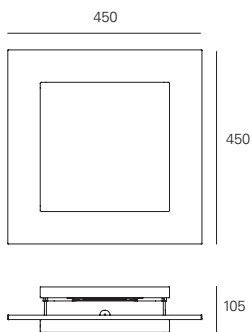

MLNSpace Spot	6087	GR	AL	272x150 mm.	H 90 mm.		1 x GU10	Ø 63 Max. 75 W.	255x130 H.90 mm.	0,3 m
Rafa Ortega										












MLNSpace Spot	6088	GR	AL	 443x150 mm.	H 90 mm.		 2 x GU10	 Ø 63 Max. 75 W.	 425x130 H.90 mm.	 0,3 m
Rafa Ortega	6089	GR	AL	 614x150 mm.	H 90 mm.		 3 x GU10	 Ø 63 Max. 75 W.	 595x130 H.90 mm.	 0,3 m





MLNCaronte	6122	GR	450 mm.	H 105 mm.		 1xR7S. L.119,6 mm.	 Max. 300W.	
Roberto Spitalli								



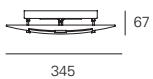
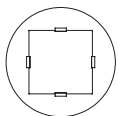


MLNDamas

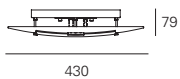
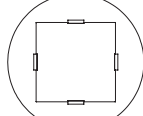
Roberto Spitali

6151	CR	6181	GR	∅ 345 mm.	H 67 mm.	▽	⊕ 2 x G9	⊕ Max. 75 W.	☀	▭
6152	CR	6182	GR	∅ 430 mm.	H 79 mm.	▽	⊕ 3 x G9	⊕ Max. 75 W.	☀	▭
6153	CR	6183	GR	∅ 520 mm.	H 85 mm.	▽	⊕ 3 x G9	⊕ Max. 75 W.	☀	▭

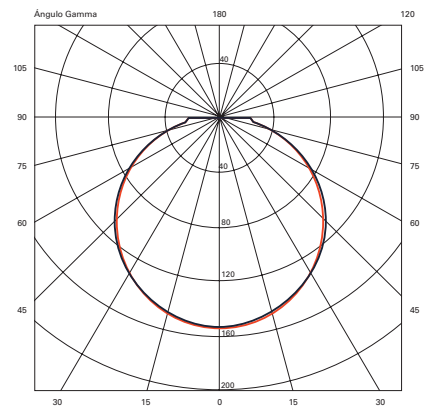
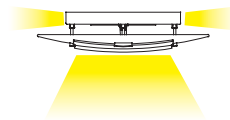
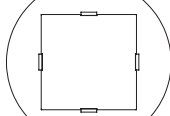
6151



6152



6153





6041

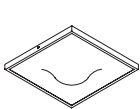
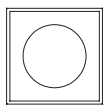
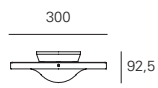


4041

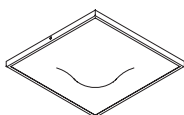
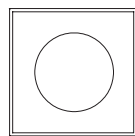
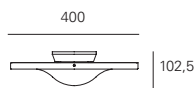


6040

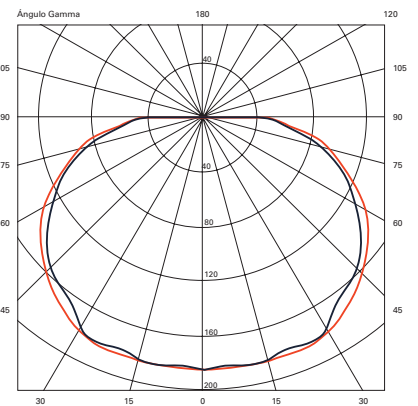
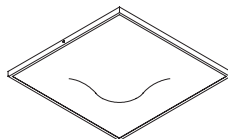
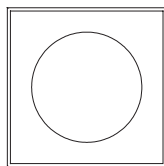
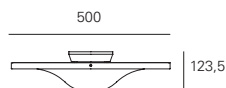
6040



6042



6044

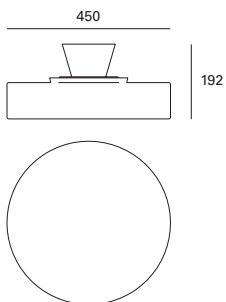




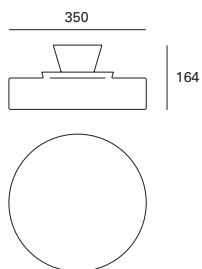
MLNDickey Square	6040	OR	6041	CR	4041	NI	◻ 345 mm.	H 92,5 mm.	▽	⊕ 2 x G9	⊕ Max. 75 W.
Equipo Milan	6042	OR	6043	CR	4043	NI	◻ 400 mm.	H 102,5 mm.	▽	⊕ 3 x G9	⊕ Max. 75 W.
	6044	OR	6045	CR	4045	NI	◻ 500 mm.	H 123,5 mm.	▽	⊕ 4 x G9	⊕ Max. 75 W.



MLNRondo Classic	5965	NI	∅ 350 mm.	H 164 mm.	▽	⊕ 1 x R7S L.80,3 mm.		Max.150 W.	
Equipo Milan	5970	NI	∅ 450 mm.	H 192 mm.	▽	⊕ 1 x R7S L.119,6 mm.		Max.300 W.	







Rondo 45

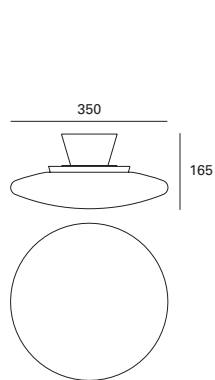


Rondo 35

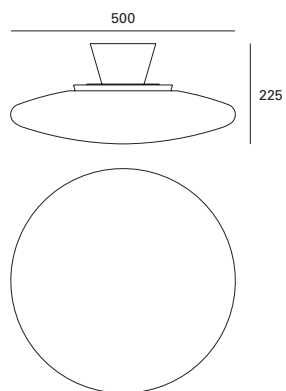


MLNDione 35	5908	NI	Ø 350 mm.	H 165 mm.	▽	⊕ 1 x R7S L.80,3 mm.		Max.150 W.	
Equipo Milan									

MLNDione 50	5910	NI	Ø 500 mm.	H 225 mm.	▽	⊕ 1 x R7S L.119,6 mm.		Max.300 W.	
Equipo Milan									



Dione 35

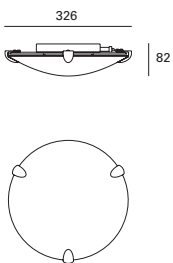


Dione 50

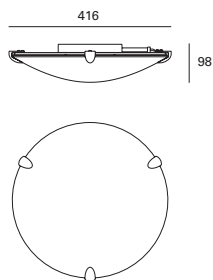


MLNDino	5457	OR	∅ 326 mm.	H 82 mm.	▽	⊕ 1 x R7S L.80,3 mm.		Max.150 W.	
Equipo Milan	5458	CR	5459	CR	5688	GR			
	5460	OR	∅ 416 mm.	H 98 mm.	▽	⊕ 1 x R7S L.80,3 mm.		Max.150 W.	
	5461	CR	5462	BL	5689	GR			
	5463	OR	∅ 496 mm.	H 107 mm.	▽	⊕ 1 x R7S L.80,3 mm.		Max.250 W.	
	5464	CR	5465	BL	5690	GR			

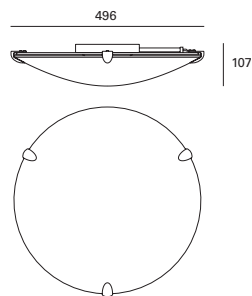
5457









5460

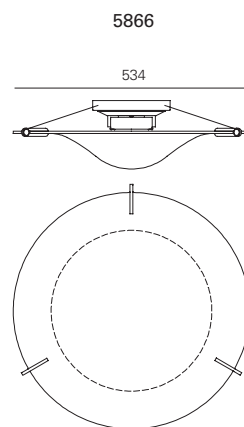
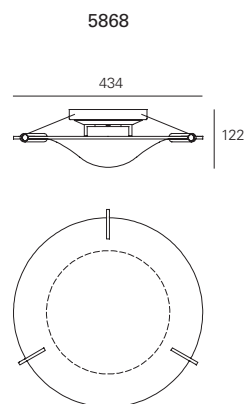
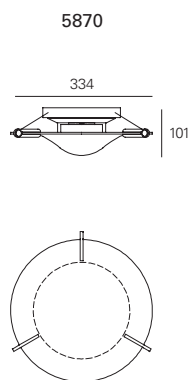


5463



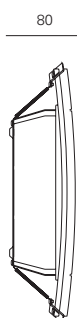
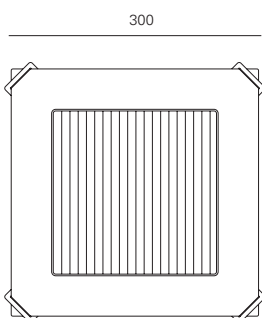


MLNDickey	5866	NI	∅ 534 mm.	H 145 mm.	▽	⊕ 1 x R7S L.80,3 mm.	 Max. 250 W.	
Equipo Milan	5868	NI	∅ 434 mm.	H 122 mm.	▽	⊕ 1 x R7S L.80,3 mm.	 Max. 150 W.	
	5870	NI	∅ 334 mm.	H 101 mm.	▽	⊕ 1 x R7S L.80,3 mm.	 Max. 150 W.	





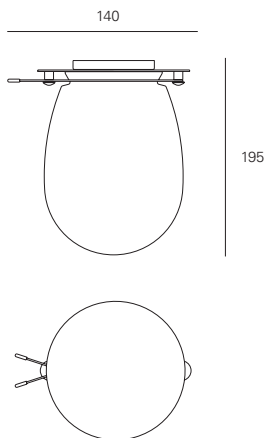
MLNAtreo	5913	NI	◻ 300 mm.	H 80 mm.	▽	⊕ 1 x R7S L.119,6 mm.	⚡ Max.150 W.	Ⓜ
Equipo Milan	5914	NI	◻ 300 mm.	H 80 mm.	⊗	RE ⊕ 2 x G24d-2	⚡ Max.18 W.	Ⓜ





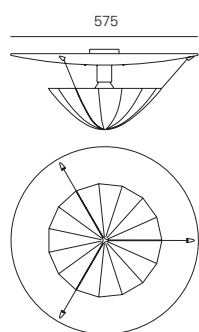
MLN Baño
Equipo Milan

5857	GR	Ø 140 mm.	H 195 mm.	▽	⊕ 1 x E27	⦿ Max.60 W.	Ⓜ
------	----	-----------	-----------	---	-----------	-------------	---

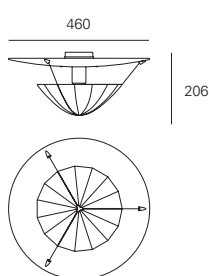




MLNOT	5782	GR	Ø 575 mm.	H 246 mm.	▽	⊕ 1 x E27	Max.150 W.	
Equipo Milan	5815	GR	Ø 460 mm.	H 206 mm.	▽	⊕ 1 x E27	Max.150 W.	



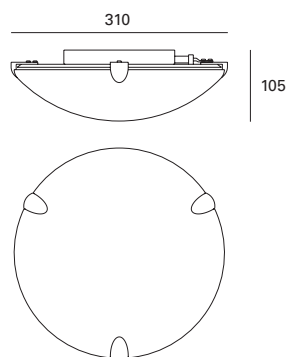
5782



5815



MLNDino	5484	OR	Ø 310 mm.	H 105 mm.	▽	⊕ 2 x E27	⊕ Max.60 W.	Ⓜ
Equipo Milan	5485	CR						









5484 / 5485

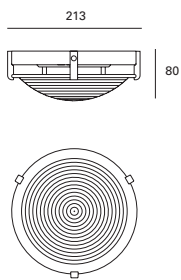


MLNTria

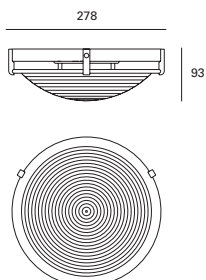
Equipo Milan

5206	OR	Ø 358 mm.	H 108 mm.	▽	⊕ 1 x R7S L.80,3 mm.		Max. 250 W.	
5416	CR							
5224	OR	Ø 278 mm.	H 93 mm.	▽	⊕ 1 x R7S L.80,3 mm.		Max. 150 W.	
5226	BL	5415	CR					
5278	OR	Ø 213 mm.	H 80 mm.	▽	⊕ 1 x R7S L.80,3 mm.		Max. 150 W.	
5280	BL	5414	CR					

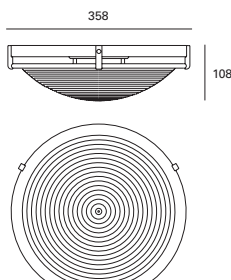
5278



5224

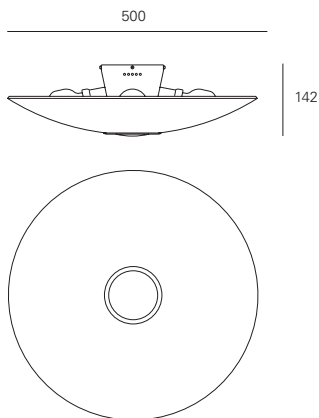


5206





MLNUII	3355	NI	∅ 500 mm.	H 142 mm.	⚡	⊕ 3 x E27	💡 Max.60 W.	1 x E27 PAR 30	🔊 Max.100 W.	🏠
Equipo Milan	5356	BL								

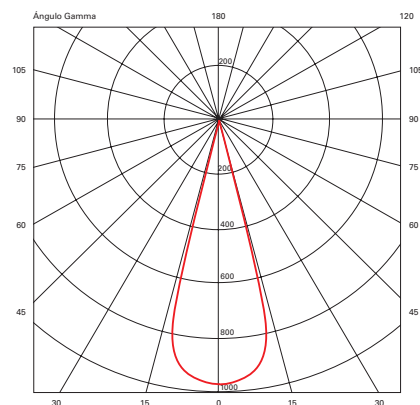
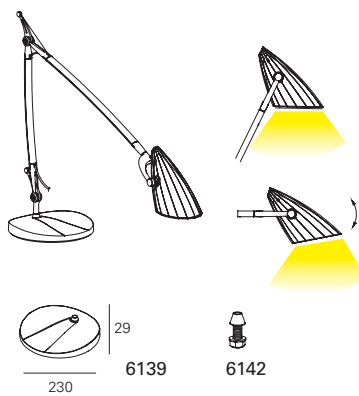
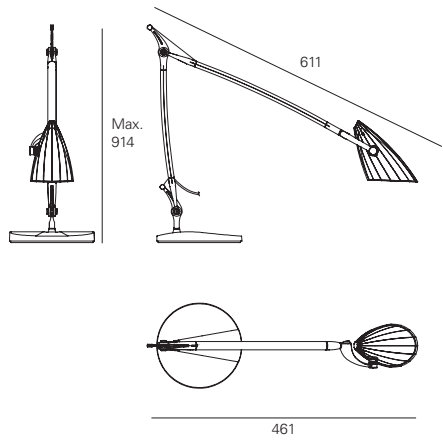




_sobremesas / table lamps







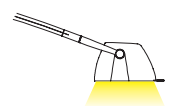
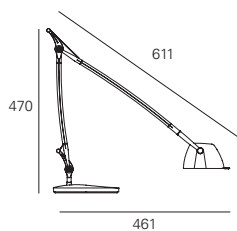
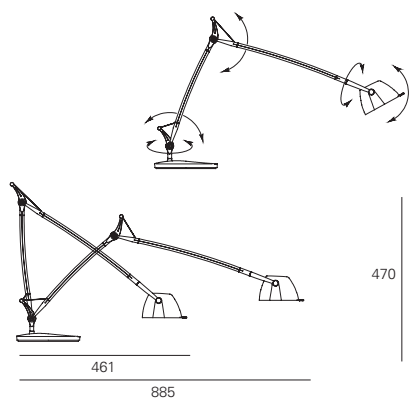


MLNPerceval-06	6136	CR	PC	INT	∅ 611 mm.	H Max. 914 mm.	S Max. 855 mm.	▽	□ 1 x E27	⏏ Max. 60 W.	⌒ 0,3 m
Flemming Bjorn	6137	CR	PB	INT	∅ 611 mm.	H Max. 914 mm.	S Max. 855 mm.	▽	□ 1 x E27	⏏ Max. 60 W.	⌒ 0,3 m
	6139	CR			∅ 230 mm.	H 29 mm.					
	6142	CR				H Max. 30 mm.					



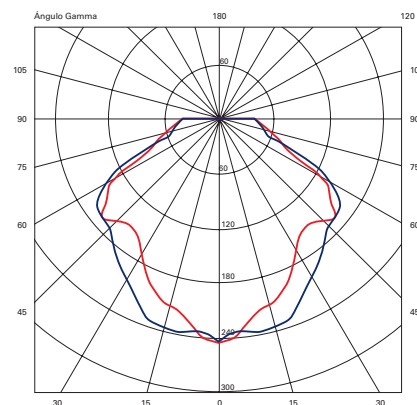


MLNPerceval	6008	AP	6160	CR	L. Max. 885 mm. - Min. 461 mm.	H 470 mm.	▽	□ 1 x G9	INT	⊞ Max. 75 W.	⌒ 0,3 m
Flemming Bjorn	6010	AP	6139	CR							
	6012	AP	6142	CR							



6142

6139



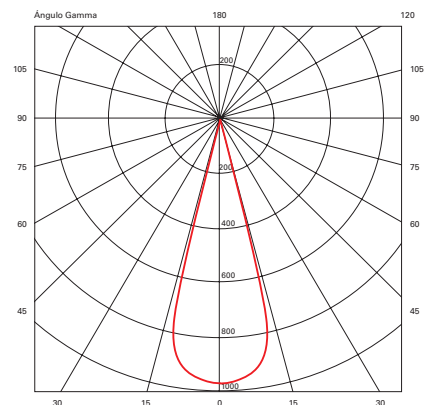
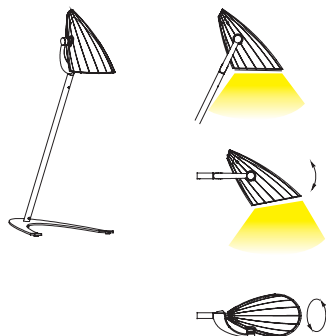
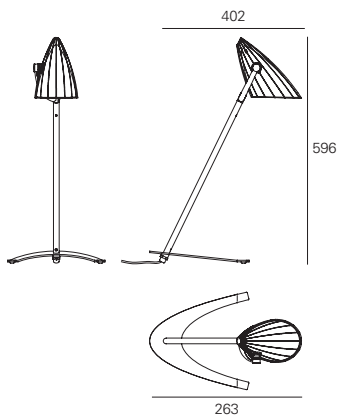






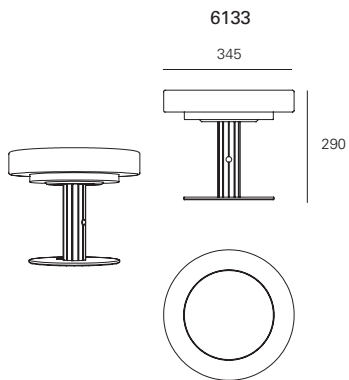


MLNBoomerang	6143	CR	PC	INT	∅ 402 mm.	H 596 mm.	▽	□ 1 x E27	⚡ Max. 60 W.	⌒ 0,3 m
Flemming Bjorn	6144	CR	PA	INT	∅ 402 mm.	H 596 mm.	▽	□ 1 x E27	⚡ Max. 60 W.	⌒ 0,3 m
	6145	CR	PN	INT	∅ 402 mm.	H 596 mm.	▽	□ 1 x E27	⚡ Max. 60 W.	⌒ 0,3 m
	6154	CR	PB	INT	∅ 402 mm.	H 596 mm.	▽	□ 1 x E27	⚡ Max. 60 W.	⌒ 0,3 m

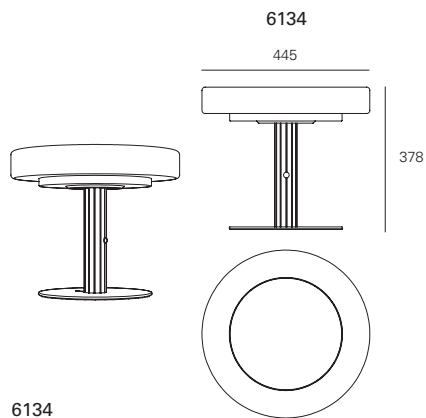




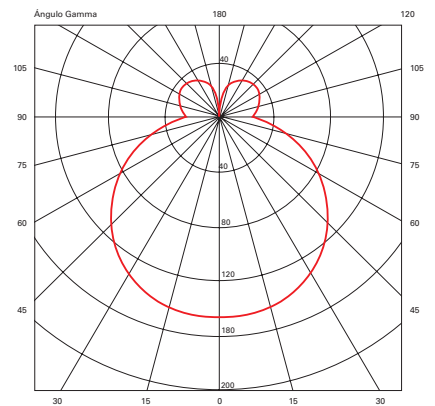




6133

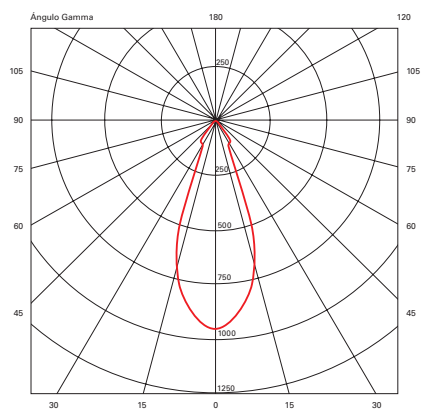
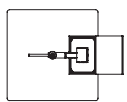
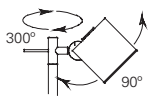
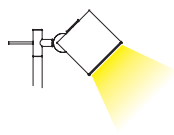
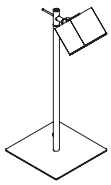
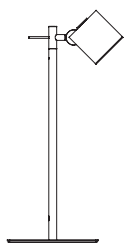
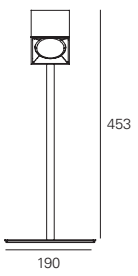


6134





MLNRondo	6133	CR	∅ 345 mm.	H 290 mm.	▽	DYM	⊕ 3 x G9	⏏ Max. 40 W.	⚠	⚙
Equipo Milan	6134	CR	∅ 445 mm.	H 378 mm.	▽	DYM	⊕ 3 x G9	⏏ Max. 60 W.	⚠	⚙

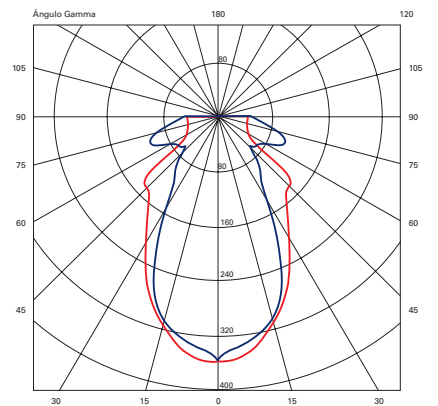
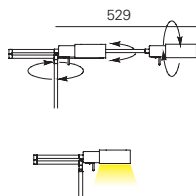
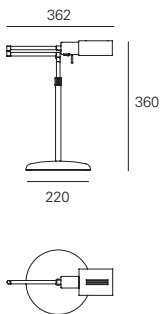




MLNDau Spot	6046	AL	Ø 190 mm.	H 453 mm.	▽	□ 1 x GU10	INT.A	Max. 75 W.	0,3 m
Flemming Bjorn									







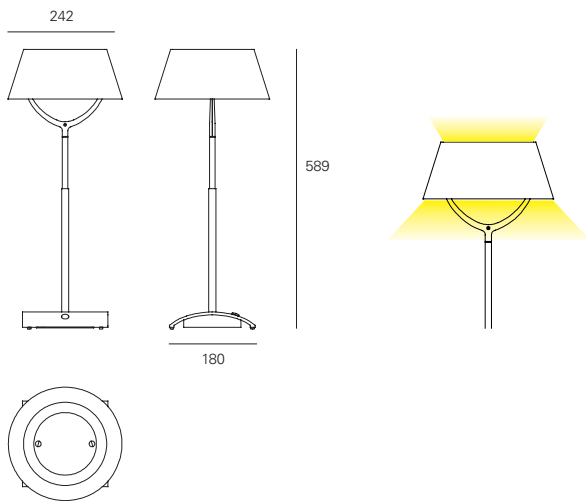


MLNElea lectura	5793	OR	5794	NI	Ø 362 mm.	H 360 mm.	▽	⊕ 1 x G9	INT	⏏ Max.75 W.
Equipo Milan										

210/211



MLNMuroa	5787	GR	Ø 242 mm.	H 589 mm.	▽	⊕ 1 x R7S L.80,3 mm.	DYM	⚡ Max. 150 W.
Carlos Bermudo								



_pies de salón / floor lamps

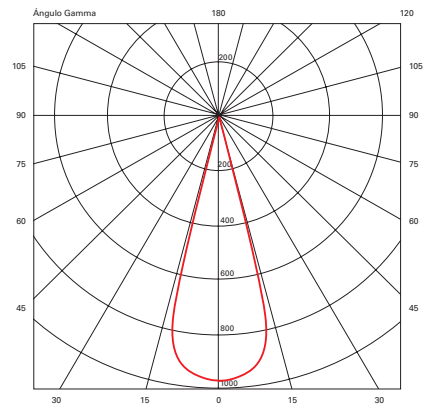
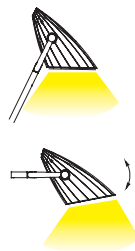
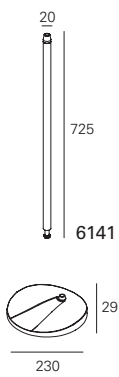
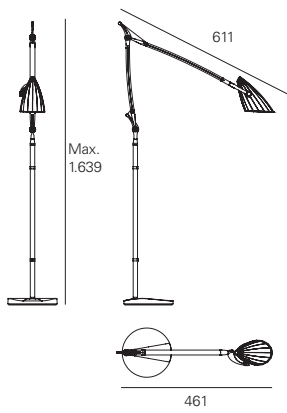








MLNPerceval-06 Flemming Bjorn	6136	CR	PC	INT	∅ 611 mm.	H Max. 914 mm.	S Max. 855 mm.	▽	□ 1 x E27	⏏ Max. 60 W.	⌒ 0,3 m
	6137	CR	PB	INT	∅ 611 mm.	H Max. 914 mm.	S Max. 855 mm.	▽	□ 1 x E27	⏏ Max. 60 W.	⌒ 0,3 m
	6139	CR			∅ 230 mm.	H 29 mm.					
	6141	CR			∅ 20 mm.	H 725 mm.					



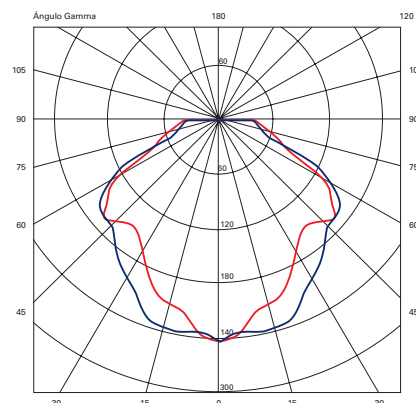

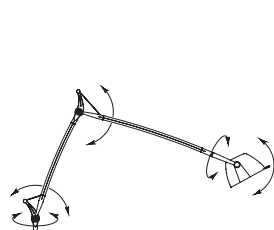
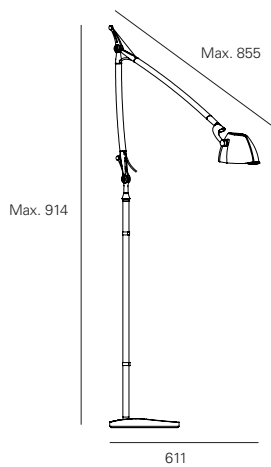




MLNPerceval

Flemming Bjorn

6008	AP	6160	CR	INT	∅ 611 mm.	H Max. 914 mm.	S Max. 855 mm.	▽	□ 1 x G9	⊕⊖ Max. 60 W.	⌒ 0,3 m
6010	AP	6139	CR		∅ 230 mm.	H 29 mm.					
6014	AP	6141	CR		∅ 20 mm.	H 725 mm.					

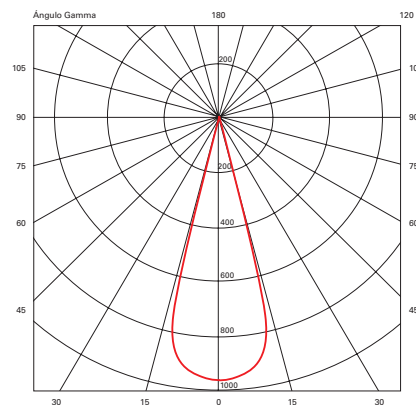
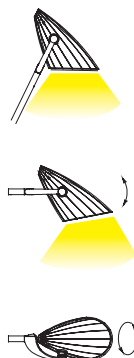
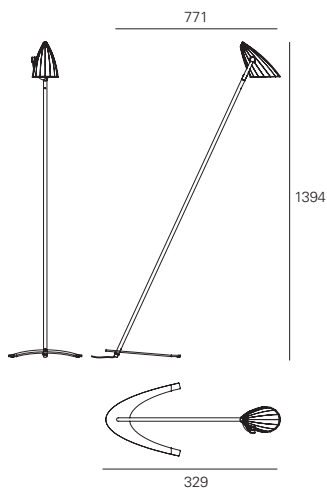








MLNBoomerang	6146	CR	PC	INT	Ø 771 mm.	H 1.394 mm.	▽	1 x E27	⏏ Max. 60 W.	□	⌒ 0,3 m
Flemming Bjorn	6147	CR	PA	INT	Ø 771 mm.	H 1.394 mm.	▽	1 x E27	⏏ Max. 60 W.	□	⌒ 0,3 m
	6148	CR	PN	INT	Ø 771 mm.	H 1.394 mm.	▽	1 x E27	⏏ Max. 60 W.	□	⌒ 0,3 m
	6155	CR	PB	INT	Ø 771 mm.	H 1.394 mm.	▽	1 x E27	⏏ Max. 60 W.	□	⌒ 0,3 m







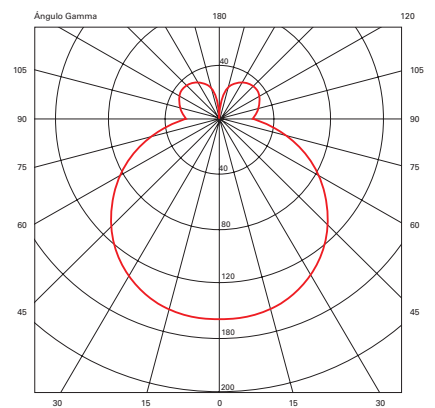
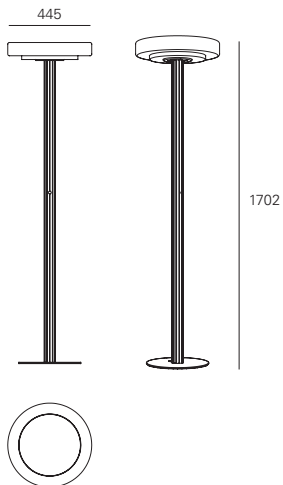


226/227





MLNRondo	6135	CR	Ø 445 mm.	H 1702 mm.	▽	DYM	⊕ 4 x G9	⏏ Max. 60 W.	☀	🌀
Equipo Milan										

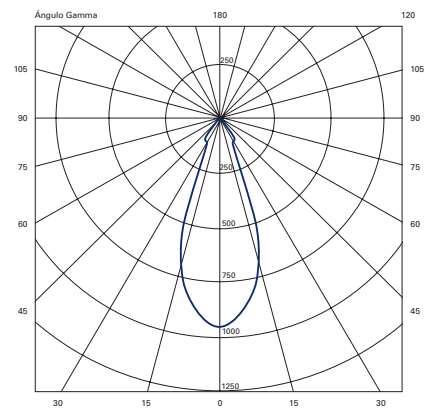
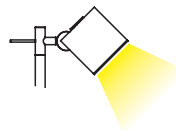
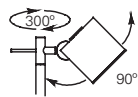
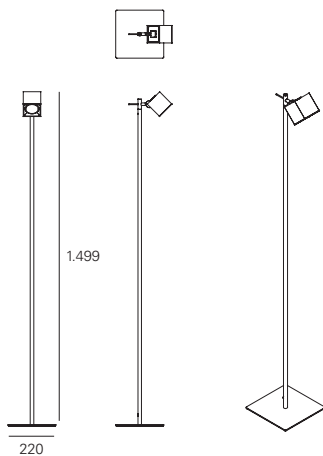




MLNDau Spot

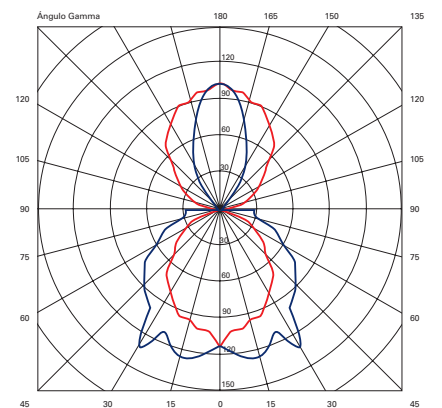
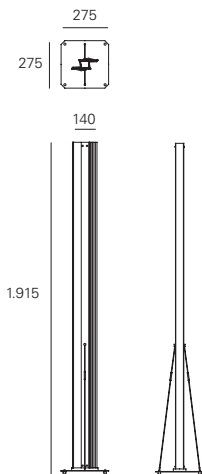
6047 | AL | Ø 220 mm. | H 1499 mm. | ▽ | INTA | □ 1 x GU10 | Max. 75 W. | 0,3 m

Flemming Bjorn





230/231





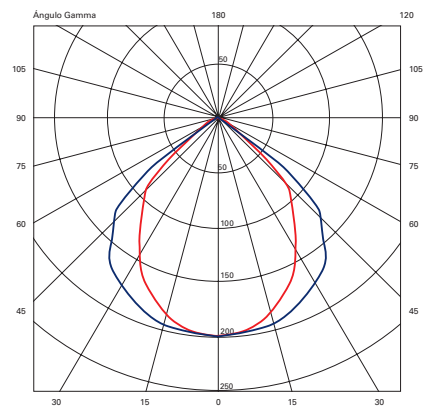
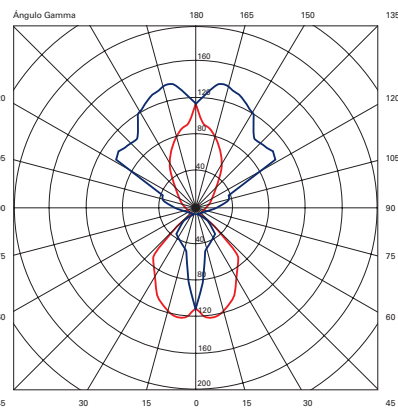
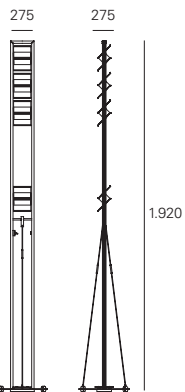
MLNLoft F

Stefan Kährs

5971	AL	∅ 275 mm.	H 1.915 mm.	RE	⚡	⊖ 1 x G5	INTA	 Max. 80 W.
------	----	-----------	-------------	----	---	----------	------	--



MLNLoft	5955	AL	∅ 275 mm.	H 1.920 mm.	▽	⊕ 3 x G9	DYM	⊕ Max. 75 W.	INT. 1 x G9	⊕ Max. 35 W.
Stefan Kährs										

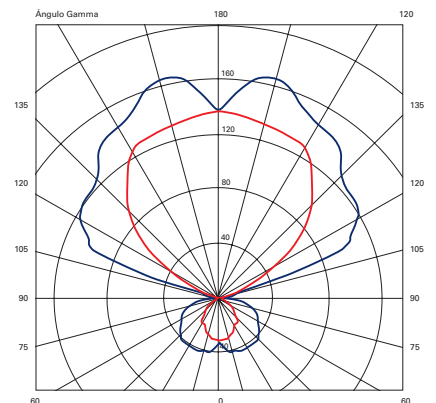
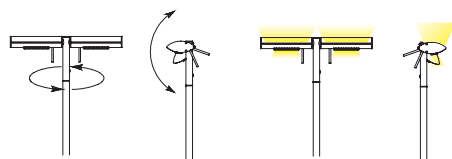
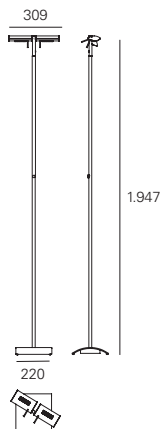








MLNRa	5915	NI	∅ 309 mm.	H 1.947 mm.	▽	⊕ 2 x R7S L.80,3 mm.	DYM	Max. 150 W.	∅ 0,5 m
Stefan Kährs									



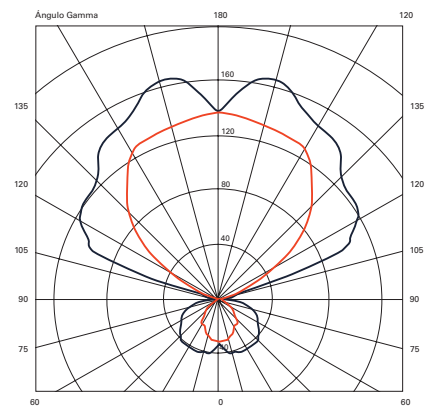
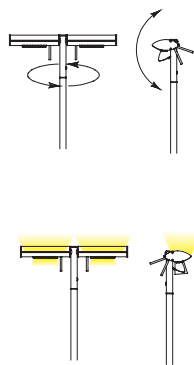
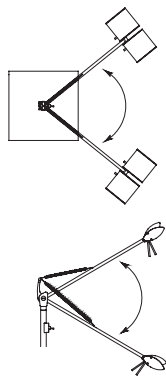
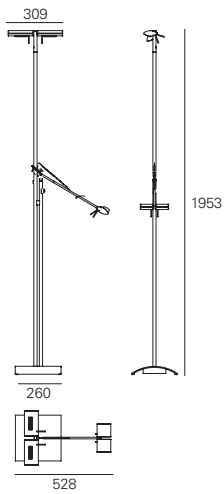


MLNRa

5919 | NI | Ø 528 mm. | H 1.953 mm. | ▽ | ⊕ 2 x R7S L.80 mm. | DYM | Max. 150 W. | 0,5 m

Stefan Kährs

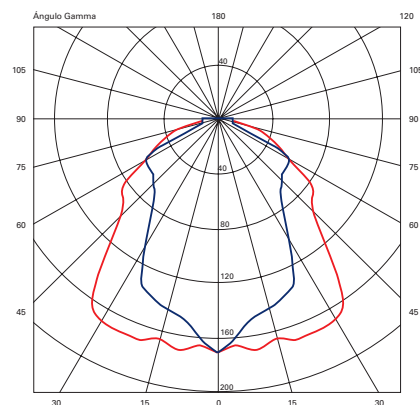
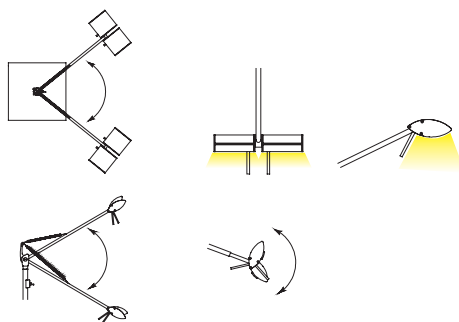
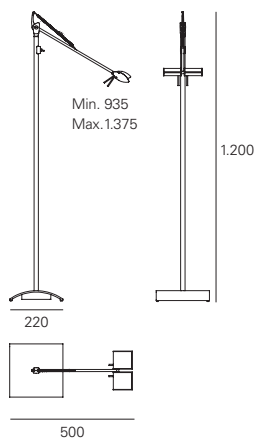
TR.E | 2 x G4 | INT. | Max. 35 W.





MLNRa
Stefan Kährs

5917	NI	∅ 500 mm.	H 1.200 mm.	▽	⊕ 2 x G4	TR.E	INT.	⏏ Max. 35 W.	⌒ 0,3 m
------	----	-----------	-------------	---	----------	------	------	--------------	---------







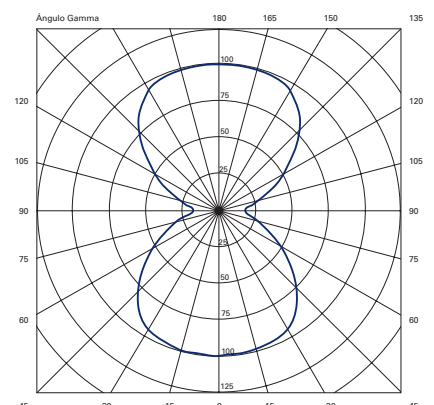
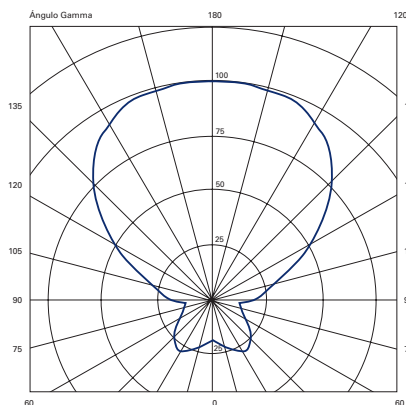
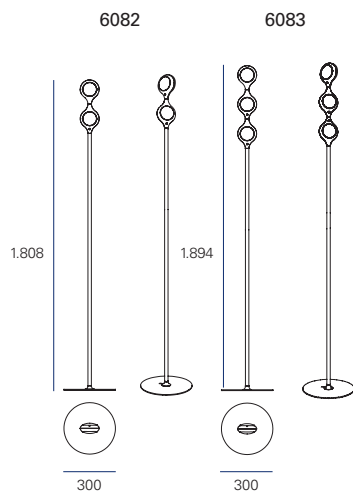




MLNSpace Spot

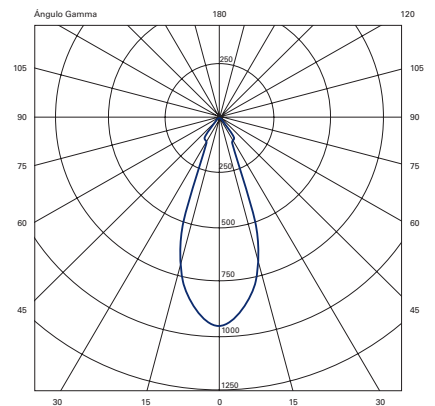
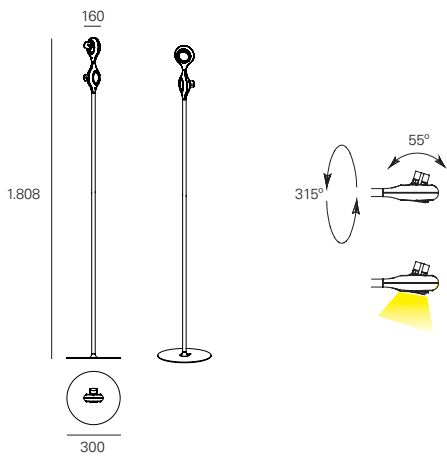
Rafa Ortega

6082	GR	∅ 160 mm.	H 1808 mm.	▽	INT.A	□ 2 x G9	⊞ Max. 60 W.
6083	GR	∅ 160 mm.	H 1894 mm.	▽	INT.A	□ 3 x G9	⊞ Max. 60 W.
VIDRIO / GLASS	2084	VB	2085	VR	2086	VA	





MLNSpace Spot	6081	GR	Ø 160 mm.	H 1808 mm.	▽	INT.A	□ 2 x GU10	☞ Max. 75 W.
Rafa Ortega								









2797



2799

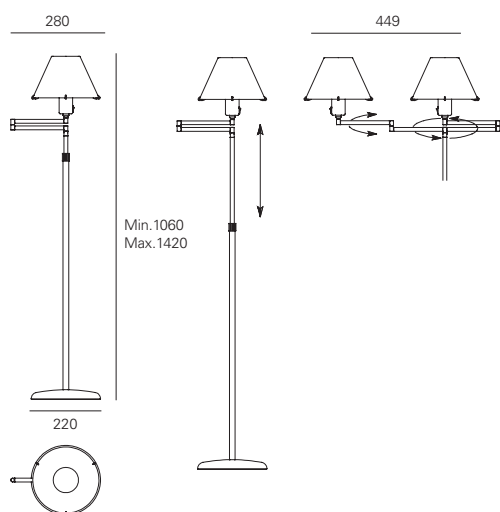


2798

MLNElea ambiente 4803 OR 4804 NI \varnothing Max. 449 mm. Min. 280 mm. H Max. 1.420 mm. Min. 1060 mm. ∇ \oplus 1 x E27 **INT** \odot Max. 100 W.

Equipo Milan

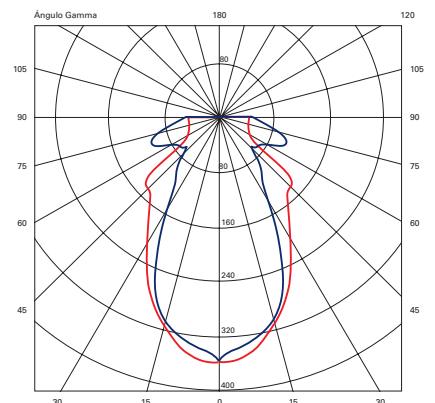
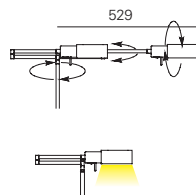
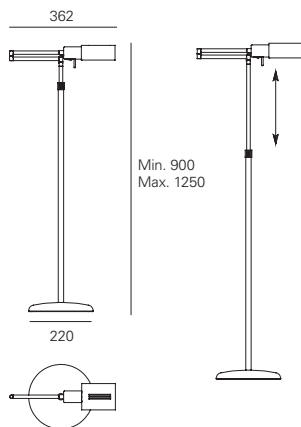
Pantalla/Shade	2797	VB	2798	PPB	2799	PPN
-----------------------	------	----	------	-----	------	-----






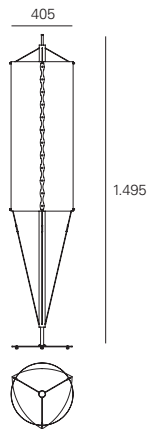


MLNElea lectura 5795 | OR | 5796 | NI | \varnothing Max.529 mm. / Min.362 mm. | H Max.1.250 mm. / Min.900 mm. | ∇ | \oplus 1 x G9 | INT | Max.75 W.
 Equipo Milan



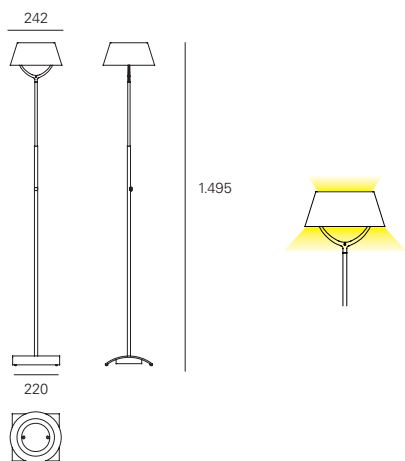



MLN Collserola	5837	AL	∅ 405 mm.	H 2.040 mm.	▽	⊖ 3 x E27	INTA	⦿ Max. 250 W.	⦿ Max. 23 W.
Carlos Bermudo									





MLNMuroa	5786	GR	∅ 242 mm.	H 1.495 mm.	▽	⊖ 1 x R7S L.80,3 mm.	DYM	⚡ Max. 250 W.
Carlos Bermudo								






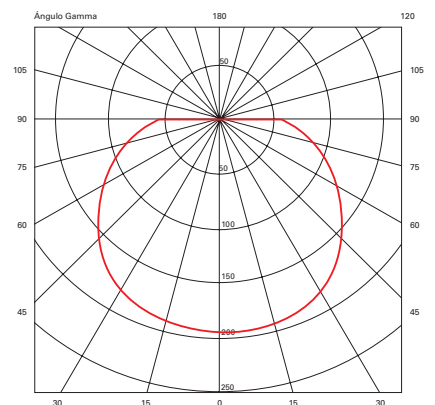
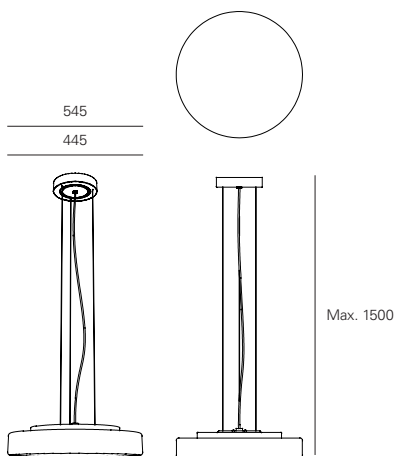
_colgantes / hanging lights



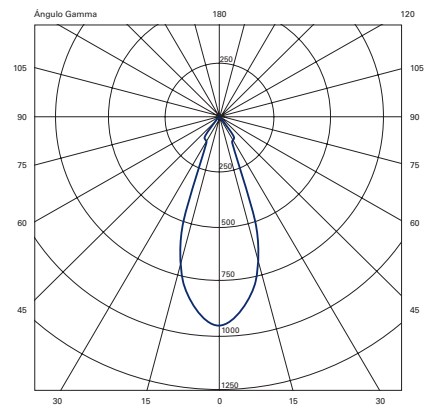
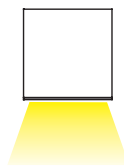
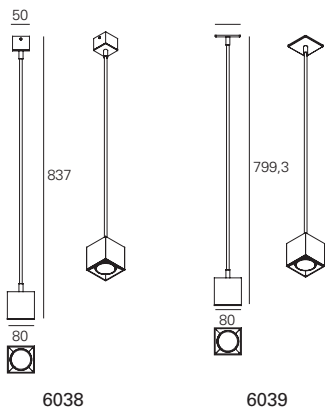




MLNRondo	6131	CR	Ø 445 mm.	H Max. 1500 mm.	▽	⊕ 3 x G9	⏏ Max. 60 W.	☀	🔧
Equipo Milan	6132	CR	Ø 545 mm.	H Max. 1500 mm.	▽	⊕ 4 x G9	⏏ Max. 60 W.	☀	🔧





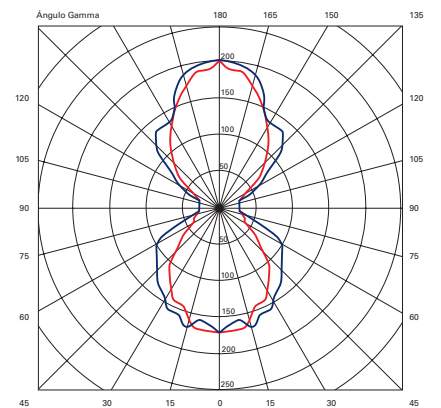
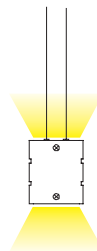
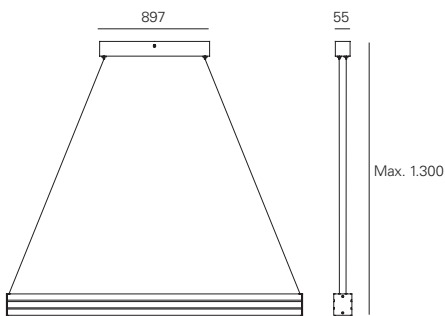




MLNDau Spot	6038	AL	∅ 80 mm.	H 837 mm.	▽	□ 1 x GU10	☞ ∅ 63 Max. 75 W.	☾ 0,3 m
Flemming Bjorn	6039	AL	∅ 80 mm.	H 799 mm.	▽	□ 1 x GU10	☞ ∅ 63 Max. 75 W.	☾ ∅ 63 x 35 ☾ 0,3 m



MLNParal·lel	6005	AL	Ø 897 mm.	H Max. 1.300 mm.	RE	⚡	⊕ 1 x G5	 Max. 39 W.
Stefan Kährs								









MLNLoft F

5972

AL

∅ 898 mm.

H Max. 1.300 mm.

RE

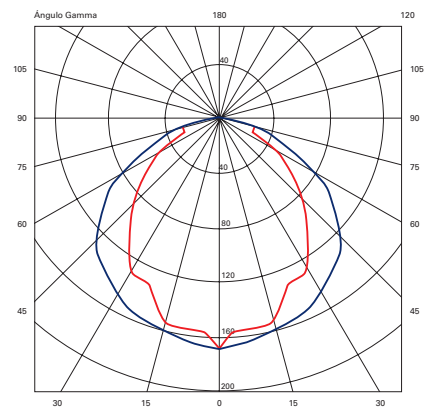
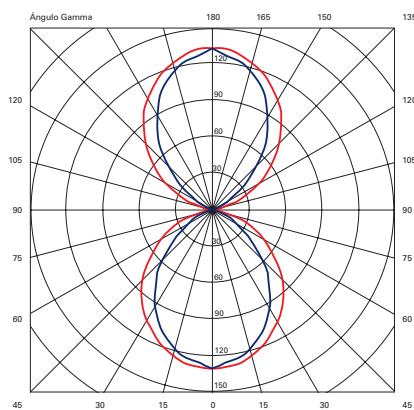
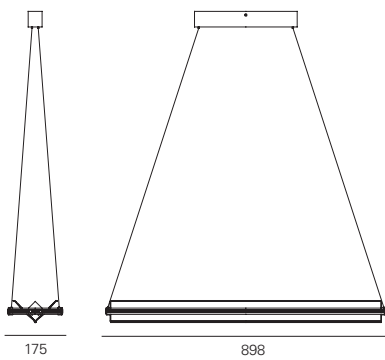
⊗

⊕ 1 x G5



Max. 39 W.

Stefan Kährs



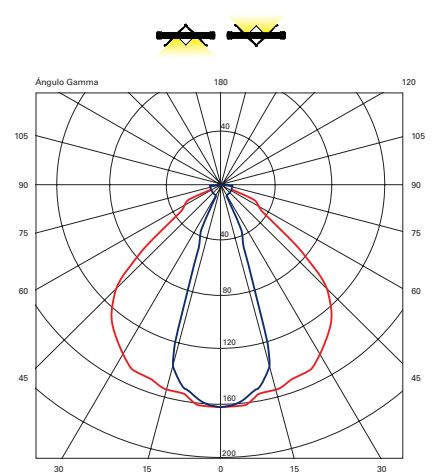
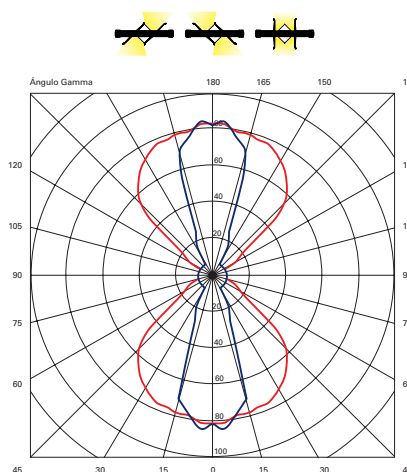
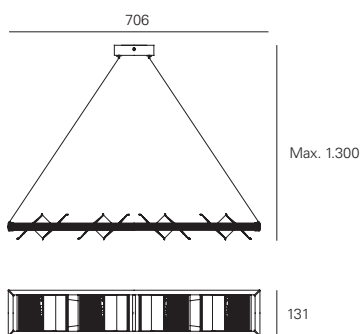


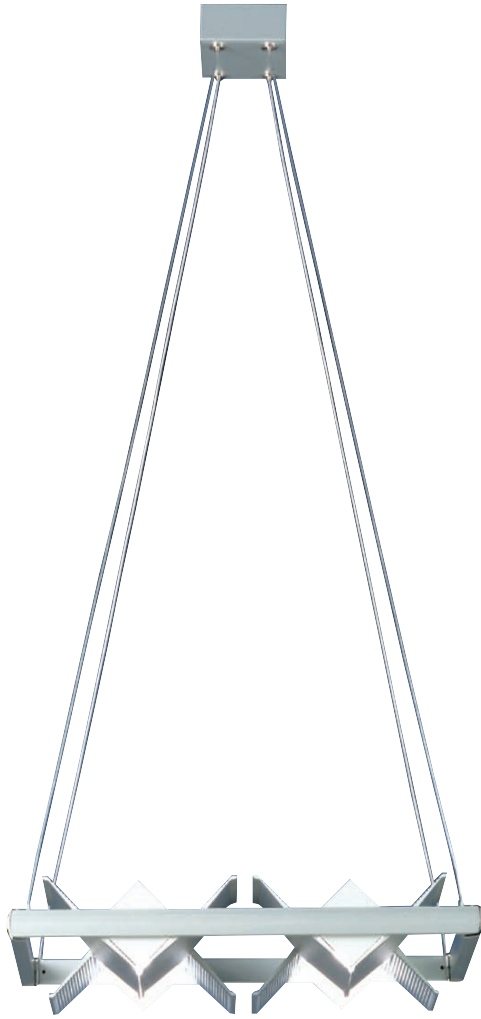


MLNLoft

Stefan Kährs

5953 | AL | Ø 706 mm. | H Max. 1.300 mm. | ▽ | ⚡ 4 x G9 | ⚡ Max. 75 W.





MLNLoft

5952

AL

∅ 344 mm.

H Max. 1.300 mm.

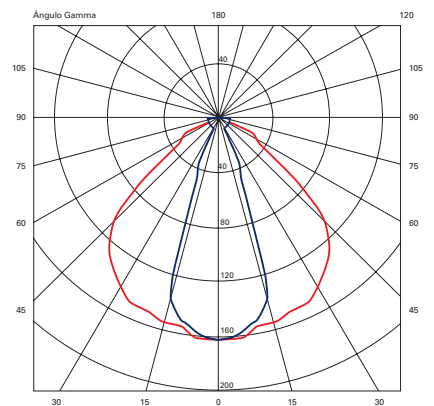
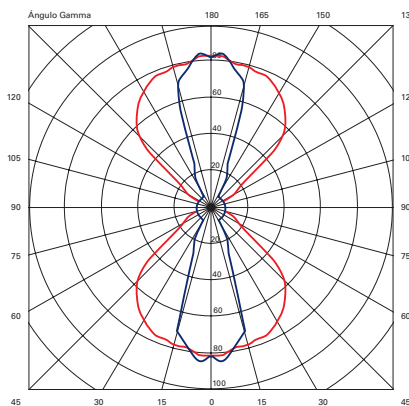
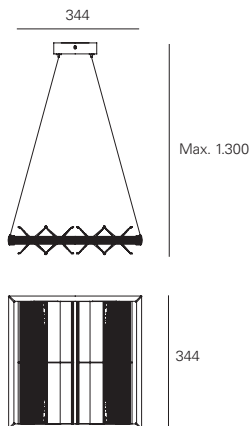


⊕ 4 x G9



Max. 75 W.

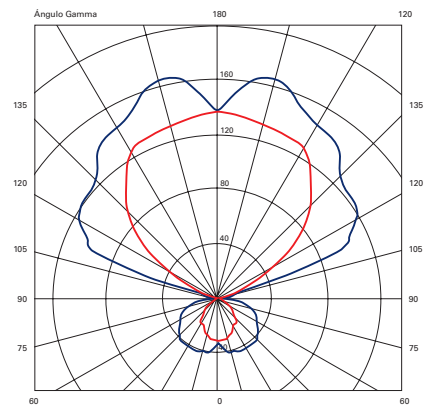
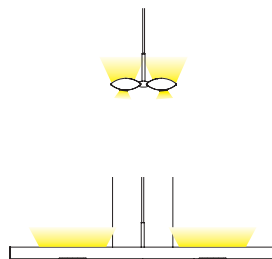
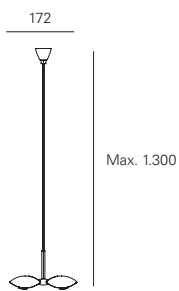
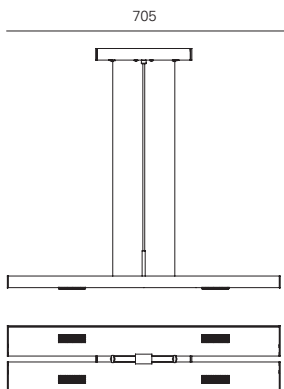
Stefan Kährs







MLNRa	5933	NI	∅ 705 mm.	H Max. 1.000 mm.	▽	⊕ 4 x R7S. L.80,3 mm.	Max. 150 W.
Stefan Kährs							



MLNRa

5943

AL

∅ 560 mm.

H Max. 1.000 mm.

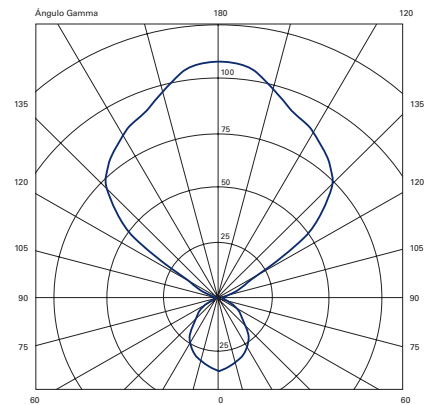
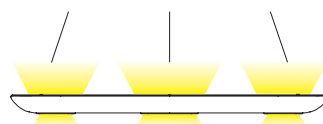
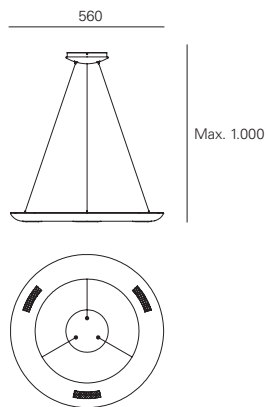


3 x R7S. L.80,3 mm.



Max. 150 W.


Stefan Kährs



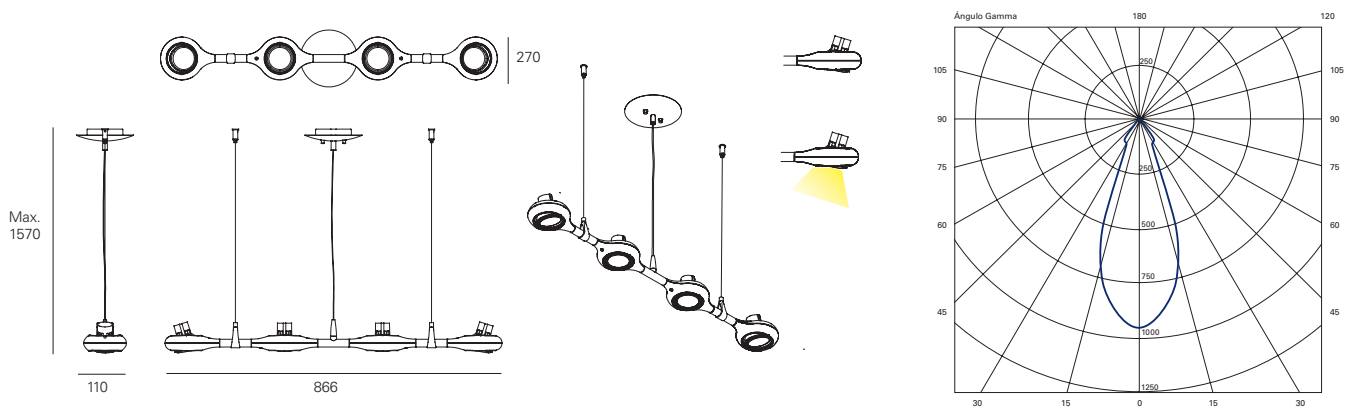




270/271

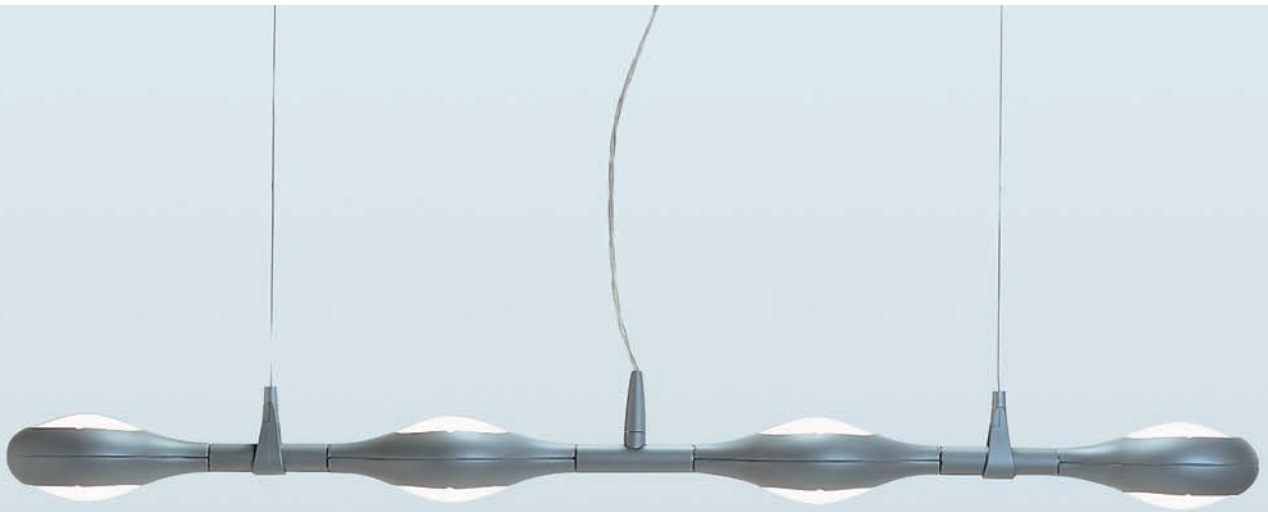


MLNSpace Spot 6095 | GR | Ø 886 mm. | **H** Max. 1570 mm. | ▽ | □ 4xGU10 | 🗨 Max. 75W.
Rafa Ortega







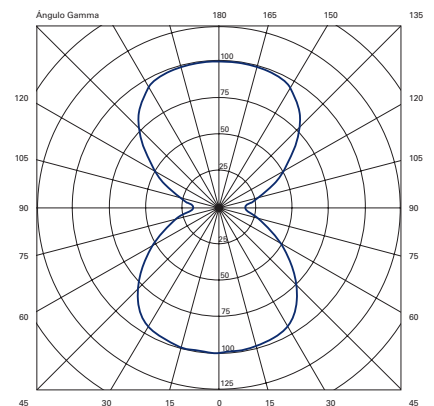
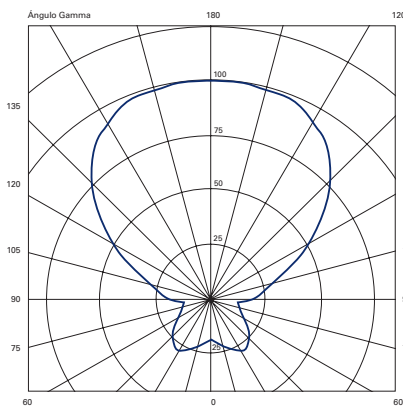
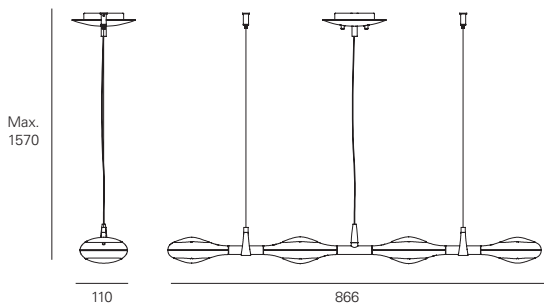
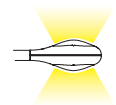
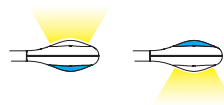
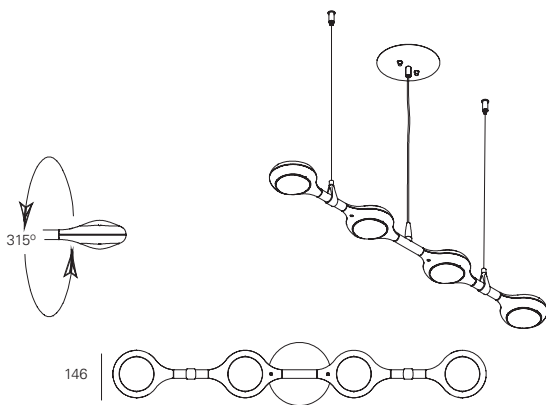


Space Glass

6094 | GR | Ø 866 mm. | H Max. 1570 | ▽ | □ 4 x G9 | ⚡ Max. 60 W.

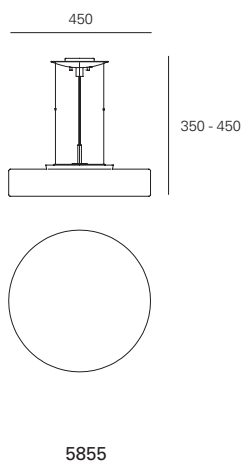
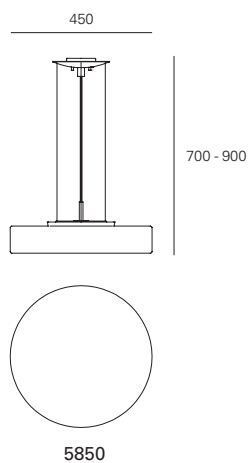
Rafa Ortega

VIDRIO/GLASS | 2084 | VB | 2085 | VR | 2086 | VA



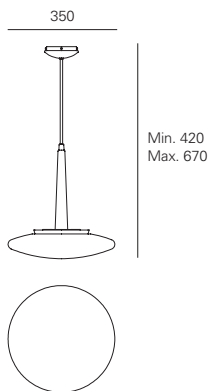


MLNRondo Classic	5850	NI	∅ 450 mm.	H 700 - 900 mm.	▽	⊕ 1 x R7S L.119,6 mm.	Max. 300 W.	
Equipo Milan	5855	NI	∅ 450 mm.	H 300 - 450 mm.	▽	⊕ 1 x R7S L.119,6 mm.	Max. 300 W.	

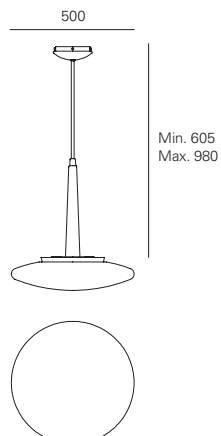




MLNDione	5906	NI	∅ 350 mm.	H Min.420mm. Max.670mm.	▽	⊕ 1 x R7S L.80,3 mm.	⚡ Max. 150 W.	Ⓜ
Equipo Milan	5904	NI	∅ 500 mm.	H Min.605mm. Max.980mm.	▽	⊕ 1 x R7S L.119,6 mm.	⚡ Max. 300 W.	Ⓜ



5906



5904

276/277



MLNFlexus

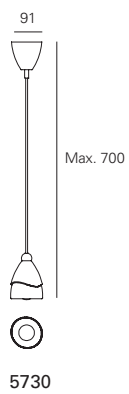
Equipo Milan

5730	CR	Ø 114 mm.	H Max. 700 mm.	▽	□ 1 x E14	⦿ Max. 60 W.	⚡
------	----	-----------	----------------	---	-----------	--------------	---

VIDRIO / GLASS	2720	VB	2721	VA
----------------	------	----	------	----

5756	NI	5757	GR	Ø 130 mm.	H Max. 800 mm.	▽	□ 1 x E14	⦿ Max. 60 W.	⚡
------	----	------	----	-----------	----------------	---	-----------	--------------	---

VIDRIO / GLASS	2711	VT	2712	VS
----------------	------	----	------	----



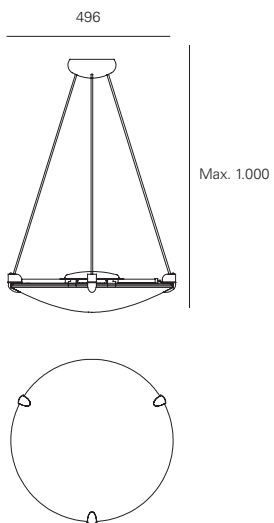
5730



5756 - 5757



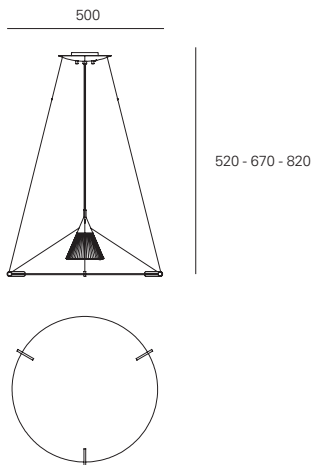
Dino	5476	CR	∅ 496 mm.	H Max. 1.000 mm.	▽	⊕ 1 x R7S L.119,6 mm.	🔑 Max. 300 W.	🏠
Equipo Milan								



278/279



MLNPIa	5848	NI	∅ 500 mm.	H 520 - 670 - 820 mm.	▽	⊕ 1 x E27	💡 Max.150 W.	🔌
Equipo Milan								

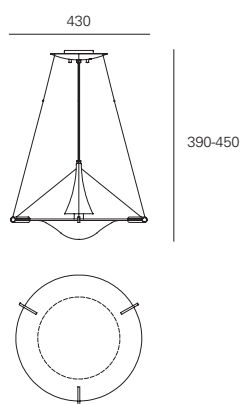
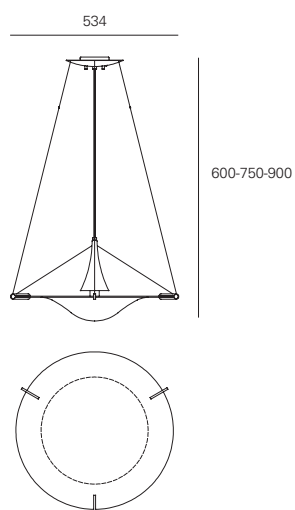




MLNDickey

Equipo Milan

5853	NI	Ø 534 mm.	H 600 - 700 - 900 mm.	▽	⊕ 1 x E27	⏏ Max.150 W.	⚡
5854	NI	Ø 430 mm.	H 390 - 540 mm.	▽	⊕ 1 x E27	⏏ Max.150 W.	⚡





MLNConus

Equipo Milan

5594	CR	5595	NE	Ø 114 mm.	H Min.730mm. Max.1.110mm.	▽	⊕ 1 x E27	⦿ Max. 60 W.	⚡
VIDRIO / GLASS 2588			VB	2591	VA				

5600	CR	Ø 858 mm.	H Min.710mm. Max.1.090mm.	▽	⊕ 3 x E27	⦿ Max. 60 W.	⚡
VIDRIO / GLASS 2588			VB	2591	VA		

