

**estiluz®**

ESTILUZ, S.A. [Grupo Estiluz]  
Carretera d'Ugassa s/n  
E17960 St. Joan de les Abadesses  
(Girona) Spain  
T +34 972 720 125  
F +34 972 720 796  
estiluz@estiluz.com  
www.estiluz.com

DEMA DISTRIBUTION Sarl  
[Grupo Estiluz]  
2 bis, rue Léon Blum, Z.I. des Gaijsets  
81124 Palaiseau cédex  
France  
T +33 (0) 1 69 32 03 90  
F +33 (0) 1 69 32 02 78  
estiluzfr@estiluz.com

ESTILUZ GmbH  
[Grupo Estiluz]  
Pringstweidstraße 5  
D-60316 Frankfurt am Main  
Deutschland  
T +49 (0) 69 42 69 30 0  
F +49 (0) 69 42 69 30 20  
estiluzgmbh@estiluz.com

**estiluz®**

**estiluz®**






[www.estiluz.com](http://www.estiluz.com)



estiluz®



pure  
lighting

**Estiluz, founded in 1969**, is a leader in the contemporary decorative lighting market. The last forty years has allowed us to offer luminaires that stir the imagination of top designers around the world. Our products have been used in the most exquisite exhibitions and prestigious cities in the world. Forty years full of work and effort, but over all, forty years of creating excitement in the lighting industry, adhering to our design philosophy of offering the finest quality material and finishes in this industry. This has enabled us to offer a luminaire that will last a lifetime.

It was that same design philosophy that allowed us to create Inlight! in 2006, our laboratory of research and trends of innovation in the lighting industry. Inlight! has allowed us to reinvent ourselves, approaching the market with new materials and technologies, diversifying our market appeal.

Innovation is the new credo that breathes life in our designs. Innovation is the new badge of our new corporate image. **New times, new image, but always the same philosophy.**

---

**Estiluz - gegründet 1969.** Fast 40 Jahre sind seit unseren Anfängen vergangen. 40 Jahre die uns erlaubten Kunden mit größtem Renommée zu erreichen, in den exquisitesten Ausstellungen und den schönsten Städten der Welt präsent zu sein. 40 Jahre angefüllt von Arbeit und Mühe, aber vor allen Dingen 40 Jahre voller Freude. Freude über gut gemachte Arbeit, die Qualität der Produkte und das Vergnügen, Leuchten für ein ganzes Leben anbieten zu können.

Es war die gleiche Freude, die es uns ermöglichte im Jahr 2006 Inlight! zu kreieren, unser Forschungslaboratorium für Trends und Innovationen in der Beleuchtungswelt. Die Freude, die uns den Impuls gab uns seither zu erneuern, den Markt mit neuen Materialien und Techniken zu überraschen.

Unser Design atmet den frischen Wind der Innovation und der Erneuerung. Innovation und Erneuerung sind Kennzeichen unserer neuen Unternehmensidentität. Neue Zeiten, neue Präsentation, aber immer dieselbe Freude!

Und zum Schluss... überlegen wir einen Augenblick und stellen fest: Nach jedem Design, jedem Katalog, jeder Idee gibt es einzig eine Sache... **Sie zu faszinieren ist wirklich unsere größte Freude!**

---

**Estiluz depuis 1969.** Quarante années déjà, qui nous ont permis d'arriver à nos clients les plus réputés, dans les villes les plus importantes du monde. Quarante ans pleins de travail et d'effort, mais surtout, quarante années dévouées au travail bien fait, qui nous ont permis d'atteindre des finitions de haute qualité, pour offrir des luminaires pour toute une vie.

C'est avec ce même dévouement que l'on a lancé Inlight! en 2006. C'est notre laboratoire de recherche de tendances et d'innovation dans l'éclairage. Dès lors, ce dévouement nous a permis de nous re-inventer, de trouver de nouveaux matériaux avec lesquels surprendre le marché.

Innovation et renouveau sont les nouveaux airs qui expriment nos designs. Innovation et renouveau symbolisés par notre nouvelle image. Temps nouveaux, nouvelle image, mais toujours avec le même dévouement !

Et au final... un moment de réflexion. Derrière chaque design, chaque catalogue, chaque idée, seulement un objectif...vous captiver, **notre plus grand dévouement.**

**Estiluz, desde 1969.** Casi cuarenta años transcurridos desde nuestros comienzos. Cuarenta años que nos han permitido llegar a los clientes con más renombre, estar presentes en las exposiciones más exquisitas y en las más prestigiosas ciudades del mundo. Cuarenta años llenos de trabajo y esfuerzo, pero sobretodo, cuarenta años de ilusión. Ilusión por el trabajo bien hecho, por la gran calidad de nuestros acabados, por la satisfacción de poder ofrecer lámparas para toda una vida.

Fue esta misma ilusión la que nos permitió crear en el 2006 Inlight!, nuestro laboratorio de investigación y tendencias, de innovación en el mundo de la iluminación. La ilusión que nos ha impulsado desde entonces a reinventarnos, a buscar nuevos materiales y tecnologías con los que sorprender el mercado.

Innovación y renovación son los nuevos aires que respiran nuestros diseños. Innovación y renovación son los nuevos distintivos de nuestra nueva imagen corporativa. Nuevos tiempos, nueva imagen, pero siempre la misma ilusión!

Y al final... un momento de reflexión. Detrás de cada diseño, de cada catálogo, de cada idea, tan sólo un objetivo...

**Cautivarte, nuestra mayor ilusión.**

**Índice**  
index

**07 apliques**  
wall sconces  
wandleuchten  
appliques

**97 plafones**  
flushmounts  
deckenleuchten  
plafonniers

**149 colgantes**  
pendants  
pendelleuchten  
suspensions

**205 sobremesas**  
table lamps  
tischleuchten  
lampes à poser

**241 pie**  
floor lamps  
stehleuchten  
lampadaires

**314 nuestras familias**  
our families  
unsere familien  
nos familles


**317 datos técnicos**  
technical features  
technische daten  
données  
techniques

**319 ahorro de energía**  
energy saving  
energie sparen  
économie d'énergie























**320 índice numérico de productos**  
numerical index of products  
numerischer Index der  
produkte  
liste numérique de  
produits




















**321 diseñadores**  
designers  
designer  
designers

**solapa acabados**  
finishes  
oberflächen  
finitions



**07 appliques**  
wall sconces  
wandleuchten  
appliques

Pg 10	12	14	16	18
 elia A-2720   F	 iris A-2710   F	 iris A-2810 A-2811	 cameo A-5600	 mitzy A-5620
Pg 30	32	34	36	38
 dona A-2540   F A-2541   F	 butterfly A-2730	 venus A-2760	 venezia A-2530	 venezia A-2533
Pg 50	52	54	56	58
 A-2183   F A-2184   F	 A-1154	 A-1153	 A-550 A-552	 A-1090
Pg 70	72	74	76	78
 A-2127	 A-7031	 paris A-2415	 tovier A-2403	 A-8070A   F A-8073A   F
Pg 90	92	94		
 A-1220	 A-1136   L	 A-1143		

Pg 20	22	24	26	28
 cocó A-5700 A-5701	 bubble A-2802	 collage A-2412	 eclipse A-2423 A-2424   F	 mikonos A-2520
Pg 40	42	44	46	48
 venezia A-2531	 A-2301 A-2302 A-2303   F	 A-2037   F A-2038 A-2039	 A-2305 A-2306	 A-2180 A-2181
Pg 60	62	64	66	68
 A-6007	 A-1120	 A-1149	 A-1084 A-1087	 A-8000 A-8010
Pg 80	82	84	86	88
 A-8081A   F A-8084A   F	 A-1236A A-1237A A-1246A A-1247A	 A-1259G	 A-1245G	 A-2210 A-2211

## elia A-2720 | A-2720F <sup>3D</sup>

estudi estiluz

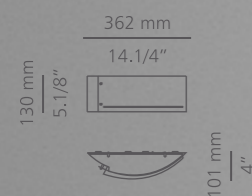
Aplique metálico con luz directa e indirecta. Vidrio óptico blanco satinado en parte superior e inferior.

Metalllic wall sconce providing direct and indirect light. Glass diffuser on top and bottom.

Metallwandleuchte. Direktes und indirektes Licht. Oberes und unteres Glas weiß satiniert.

Applique en métal. Lumière directe et indirecte. Fermé par verre blanc satiné.

●● 26NE 37NI 74BL



### A-2720

Hal. | BT opal | E27 | 150W | 230V

El. Fluorescent | E27 | 20W | 230V <sup>ES</sup>

Inc. | E27 | 150W | 230V



### A-2720F

El. fluorescent | G24q3 | 26W | 230V <sup>ES</sup>



CE   

## iris A-2710 | A-2710F <sup>3D</sup>

estudi estiluz

Applique con luz directa e indirecta. Pantalla en fibra de vidrio blanca o negra. Vidrio óptico blanco satinado en parte superior e inferior.

Wall sconce providing direct and indirect light. White or black fiberglass shade. Glass diffuser on top and bottom.

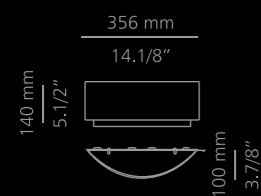
Wandleuchte. Direktes und indirektes Licht. Fiberglasschirm weiß oder schwarz. Oberes und unteres Glas weiß satiniert.

Applique lumière directe et indirecte. Abat-jour en tissu fibre de verre blanc ou noir. Fermé par verre blanc satiné.

●● 22CR 37NI 61ORS


Pantalla | Shade | Schirm | Abat-jour

● 26NE 27BL




### A-2710

Inc. | Candle | E14 | 60W | 230V




El. Fluorescent | E14 | 11W | 230V  ES



### A-2710F

El. fluorescent | G24q3 | 26W | 230V  ES



CE  IP20  850° (27BL)  750° (26NE)



iris A-2810 | A-2811 <sup>3D</sup>

estudi estiluz

Aplique con luz directa e indirecta. Pantalla en fibra de vidrio blanca.

Wall sconce providing direct and indirect light. White fiberglass shade.


Wandleuchte. Direktes und indirektes Licht. Fiberglasschirm weiß.

Applique lumière directe et indirecte. Abat-jour en tissu fibre de verre blanc.


●● 22CR 37NI 610RS

Pantalla | Shade | Schirm | Abat-jour

● 27BL

**A-2810**107 mm  
4.1/8"500 mm  
19.5/8"**A-2811**430 mm  
16.7/8"203 mm  
7.1/4"108 mm  
4.1/4"**A-2810**El. fluorescent | 2G11 | 2x36W  $\nabla$  ES 

universal voltage ballast

**A-2811**El. fluorescent | 2G11 | 2x24W  $\nabla$  ES 

universal voltage ballast





## cameo A-5600 <sup>3D</sup>

king&miranda design para inlight!

Aplicque metálico. Pantalla de policarbonato forrada en tejido elástico texturizado lavable. Forro adicional opcional.

Metalllic wall sconce. Polycarbonate shade covered with textured elastic washable textile shade. Additional textile cover optional.

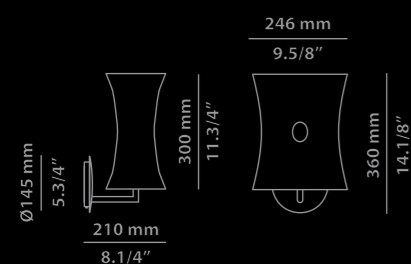
Metallwandleuchte. Schirm aus Polycarbonat mit elastischem, waschbarem Textilüberzug. Zusätzlicher Textilüberzug optional.

Applique en métal. Abat-jour en polycarbonate gainé en tissu élastique lavable. Tissu supplémentaire optionnel.

### ● 47NI MAT

Pantalla | Shade | Schirm | Abat-jour

### ●● 27BL 55BG\*




### A-5600

Hal. | BT opal | E27 | 2x60W | 230V

El. Fluorescent | E27 | 2x25W | 230V

ES



\* Acabado/Finish 55: Pedido cantidad mínima. Consultar disponibilidad.  
Special order product. Please check availability.  
Sonderauftrag. Lieferzeit auf Anfrage.  
Minima de commande. Disponible à consulter.

## mitzy A-5620 <sup>3D</sup>

king&miranda design para inlight!

Aplicque metálico. Pantalla de policarbonato forrada en tejido elástico texturizado lavable. Forro adicional opcional.

Metalllic wall sconce. Polycarbonate shade covered with textured elastic washable textile shade. Additional textile cover optional.

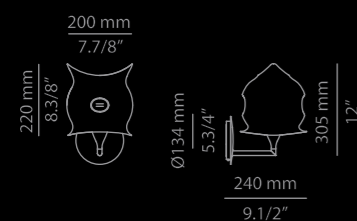
Metallwandleuchte. Schirm aus Polycarbonat mit elastischem, waschbarem Textilüberzug. Zusätzlicher Textilüberzug optional.

Applique en métal. Abat-jour en polycarbonate gainé en tissu élastique lavable. Tissu supplémentaire optionnel.

- 47NI MAT

Pantalla | Shade | Schirm | Abat-jour

- 27BL 48RJ\*




### A-5620

Hal. | BT opal | E27 | 100W | 230V


El. Fluorescent | E27 | 20W | 230V

ES



\*Acabado/Finish 48: Pedido cantidad mínima. Consultar disponibilidad.  
Special order product. Please check availability.  
Sonderauftrag. Lieferzeit auf Anfrage.  
Minima de commande. Disponible à consulter.





## cocó A-5700 | A-5701

king&miranda design para inlight!

Aplicue metálico con luz directa (A-5700) y directa e indirecta (A-5701).

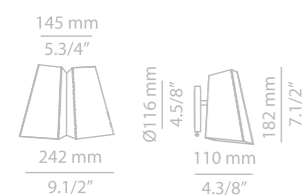
Metallic wall sconce with direct light (A-5700) and direct and indirect (A-5701).

Metallwandleuchte. Direktes Licht (A-5700) und direktes und indirektes Licht (A-5701).

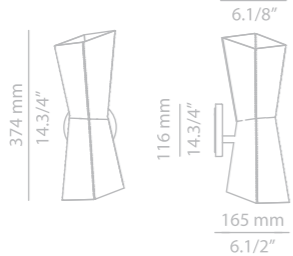
Applique en métal, lumière directe (A-5700) et lumière directe et indirecte (A-5701).

● 26NE 74BL

### A-5700



### A-5701



### A-5700

Inc. | Matt E27 | 2x60W | 230V

El. Fluorescent | 112mm | E27 | 2x20W | 230V ▽ ES

Hal. | BT opal | E27 | 2x60W | 230V



### A-5701

Inc. | Matt E27 | 2x60W | 230V

El. Fluorescent | 112mm | E27 | 2x20W | 230V ▽ ES

Hal. | BT opal | E27 | 2x60W | 230V



CE Ⓢ IP 20 Y1

## bubble A-2802 <sup>3D</sup>

oriol guimerà

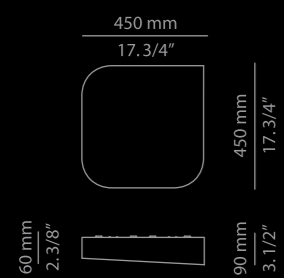
Plafón /aplique metálico cuadrado extra-plano con tres vértices redondeados y uno en ángulo recto. Vidrio óptico blanco satinado.

Metalllic square flush mount / wall sconce .Three rounded vertexes and one in a 90 degree angle. White satin glass.  
"Tool-less" entry for relamping.


Extraflache Metalldecken/-wandleuchte mit drei abgerundeten Ecken und einer rechtwinkligen. Glas weiß satiniert.

Plafonnier / applique en métal carré extra-plat avec trois angles arrondis et un angle droit. Verre optique blanc satiné.

● 74BL



### A-2802

El. Fluorescent | 2G11 | 4x24W  ES  
universal voltage ballast



## collage A-2412 <sup>3D</sup>

estudi estiluz

Applique con vidrio blanco satinado securizado y piezas metálicas decorativas planas en frente. Frontal pivotante para cambiar bombilla.  
 Wall sconce made of white shatter proof satin glass and decorative flat metal parts in front. Satin glass diffuser opens at side hinges.  
 "Tool-less" entry for relamping.

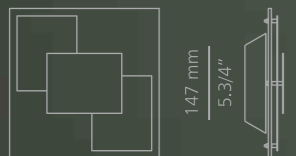
Wandleuchte aus weiß satinierem, gehärtetem Glas mit dekorativen, flachen Metallelementen im Frontbereich.  
 Leuchtenarmatur mit Scharnier zum leichten Lampenwechsel.

Applique. Verre de sécurité blanc satiné et plaques déco dépolies-miroir. Ouverture frontale pivotante pour remplacer l'ampoule.

● 37NI

300 mm  
11.7/8"


87 mm  
3.3/8"



**A-2412**  
Hal. | R7s | 78mm | 150W | 230V



CE



## eclipse A-2423 | A-2424 | A-2424F <sup>3D</sup>

estudi estiluz

Applique/plafón. Vidrio opal blanco satinado. Frontal pivotante para cambiar bombilla.

Wall sconce/flush mount. Opal white satin glass. "Tool-less" entry for relamping. Frame opens at side hinges.

Wandleuchte/Deckenleuchte. Glas opal weiß satiniert. Leuchtenarmatur mit Scharnier zum leichten Lampenwechsel.

Applique/plafonnier. Verre opalin blanc satiné. Partie frontale pivotante pour remplacer l'ampoule.

●● 37NI 610RS 74BL

### A-2423


Ø 308 mm  
12.1/8"



81 mm  
3.1/4"

### A-2424

Ø 393 mm  
15.1/2"



Ø 116 mm  
4.5/8"  
101 mm  
4"

### A-2423

Hal. | R7s | 78mm | 150W | 230V



### A-2424

Hal. | R7s | 118mm | 200W | 230V



### A-2424F

El. fluorescent | G24q3 | 2x32W <sup>ES</sup>  
universal voltage ballast



CE IP 20 90°



## mikonos A-2520 <sup>3D</sup>

estudi estiluz

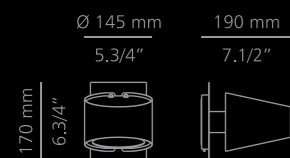
Aplique metálico con luz directa e indirecta. Vidrio óptico satinado en parte superior e inferior.

Metalllic wall sconce providing direct and indirect light. Glass diffuser on top and bottom.

Metallwandleuchte. Direktes und indirektes Licht. Oberes und unteres Glas weiß satiniert.



Applique en métal. Fermé par verre blanc satiné.


●●●● 22CR 23PN 26NE 37NI 74BL



### A-2520

Inc. | E27 | 100W | 230V

El. Fluorescent | 112mm | E27 | 20W | 230V  ES 

Hal. | BT opal | E27 | 100W | 230V 

CE   960° 



## dona A-2540 | A-2540F | A-2541 | A-2541F <sup>3D</sup>

estudi estiluz

Aplique metálico con luz directa e indirecta. Vidrio óptico satinado en parte superior e inferior.

Metalllic wall sconce providing direct and indirect light. Glass diffuser on top and bottom.


Metallwandleuchte. Direktes und indirektes Licht. Oberes und unteres Glas weiß satiniert.

Applique en métal. Lumière directe et indirecte. Fermé par verre blanc satiné.


●●● 26NE 37NI 61ORS 74BL

A-2540   A-2540F		A-2541   A-2541F		
	382 mm 15"		550 mm 21.5/8"	
90 mm 3.1/2"		90 mm 3.1/2"		
96 mm 3.3/4"		102 mm 4"		
				
				

**A-2540**  
Hal. | G9 | 2 x 60W | 230V

**A-2540F**  
El. fluorescent | G24q3 | 26W | 230V 

**A-2541**  
Hal. | R7s | 78mm | 2x100W | 230V

**A-2541F**  
El. fluorescent | G24q3 | 2x26W   
universal voltage ballast

CE  



32

## butterfly A-2730 <sup>3D</sup>

estudi estiluz

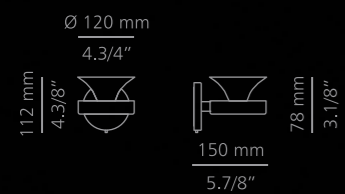
Applique metálico bicolor con luz directa e indirecta. Vidrio óptico blanco satinado en parte inferior.

Metalllic bi-color wall sconce providing direct and indirect light. White satin glass diffuser.

Bicolor Metallwandleuchte. Direktes und indirektes Licht. Unteres Glas weiß satiniert.


Applique en métal. Cône diffuseur laqué blanc. Lumière directe et indirecte. Verre inférieur blanc satiné.

●● 22CR 26 NE 37NI



**A-2730**  
Hal. I G9 I 75W I 230V

CE  IP 20  960°



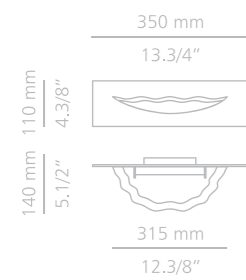


## venus A-2760 <sup>3D</sup>

estudi estiluz

Aplicque metálico con luz indirecta.  
 Metallic wall sconce providing indirect light.  
 Metallwandleuchte. Indirektes Licht.  
 Applique en métal. Lumière indirecte.

●○ 210R 22CR 74BL



### A-2760

Hal. | R7s | 78mm | 100W | 230V

CE Ⓢ IP 20 960°

## venezia A-2530 3D

estudi estiluz

Aplicue metálico con luz directa e indirecta. Cristal opal difusor en la parte inferior.

Metalllic wall sconce providing direct and indirect light. Bottom opal glass diffuser.

Metallwandleuchte. Direktes und indirektes Licht. Untere Abdeckung opal Glas.

Applique en métal. Lumière directe et indirecte. Verre opalin diffuseur inférieur.

●●● 22CR 23PN 26NE 37NI 74BL



### A-2530

Hal. | R7s | 118mm | 150W | 230V



## venezia A-2533 <sup>3D</sup>

estudi estiluz

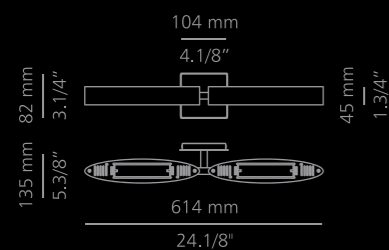
Applique metálico con luz directa e indirecta. Cristal opal difusor en la parte inferior.

Metalllic wall sconce providing direct and indirect light. Bottom opal glass diffuser.

Metallwandleuchte. Direktes und indirektes Licht. Untere Abdeckung opal Glas.

Applique en métal. Lumière directe et indirecte. Verre opalin diffuseur inférieur.

● 22CR 37NI



### A-2533

Hal. | R7s | 118mm | 2x150W | 230V



CE

## venezia A-2531 <sup>3D</sup>

estudi estiluz

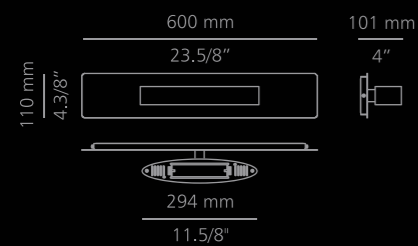
Aplique metálico con luz directa e indirecta. Cristal opal difusor en la parte inferior.

Metalllic wall sconce providing direct and indirect light. Bottom opal glass diffuser.

Metallwandleuchte. Direktes und indirektes Licht. Untere Abdeckung opal Glas.

Applique en métal. Lumière directe et indirecte. Verre opalin diffuseur inférieur.

● 22CR 37NI



**A-2531**  
Hal. | R7s | 118mm | 150W | 230V

CE

## A-2301 | A-2302 | A-2303 | A-2303F <sup>3D</sup>

estudi estiluz

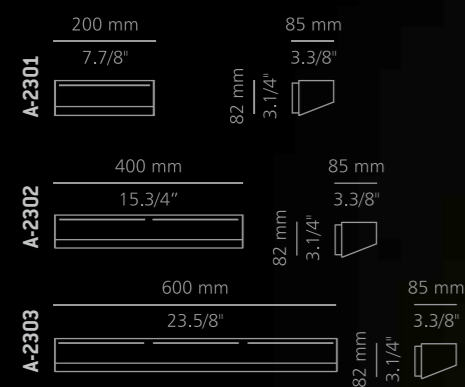
Aplique metálico con luz directa e indirecta. Vidrio óptico blanco satinado en parte superior e inferior.

Metalllic wall sconce providing direct and indirect light. Glass diffuser on top and bottom.

Metallwandleuchte. Direktes und indirektes Licht. Oberes und unteres Glas weiß satiniert.

Applique en métal. Lumière directe et indirecte. Fermé par verre blanc satiné.

●●● 22CR 26NE 37NI 74BL




**A-2301**  
Hal. | R7s | 78mm | 100W | 230V

**A-2302**  
Hal. | R7s | 78mm | 2x100W | 230V

**A-2303**  
Hal. | R7s | 78mm | 3x100W | 230V

**A-2303F**  
El. fluorescent | 2G-11 | 36W <sup>ES</sup>  
universal voltage ballast

CE



## A-2037 | A-2037F | A-2038 | A-2039 <sup>3D</sup>

leonardo marelli

Applique métallique con luz indirecta. Versión halógena con cristal difusor satinado y permite montaje en posición inversa (exceptuando acabado blanco).

Up-light wall sconce. Halogen units have a satin glass diffuser and can be mounted for down light (except for white finish).

Metallwandleuchte. Indirektes Licht. Die Halogenversion mit zusätzlichem satinierten Glasdiffusor kann auch invers als direktes Licht installiert werden (außer in weißer Oberflächenausführung).

Applique en métal lumière indirecte. Version halogène avec verre de fermeture, ce qui permet son installation en lumière directe (sauf en laqué blanc).

A-2037 | A-2037F | A-2039

● 37NI 38GRP

A-2038

●●● 26NE 37NI 38GRP 61ORS 74BL



420 mm  
16.1/2"

145 mm  
5.3/4"

210 mm  
8.1/4"



A-2037 | A-2037F



A-2038



A-2039

### A-2037 | A-2039

Hal. | R7s | 118mm | 150W | 230V



### A-2037F

Fluorescent | G24d2 | 2x18W | 230V





### A-2038

Hal. | R7s | 78mm | 100W | 230V







## A-2305 | A-2306 <sup>3D</sup>

### estudi estiluz

Aplique metálico. Vidrio Pyrex en parte superior e inferior.

Metallic wall sconce. White Pyrex glass diffuser on top and bottom.

Metallwandleuchte. Oberes und unteres Glas Pyrex satiniert.

Applique fermé haut-bas par verre Pyrex.

●●●○ 22CR 23PN 26NE 37NI 74BL

#### A-2305



#### A-2305

Hal. I G9 I 75W I 230V


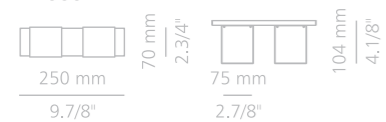


#### A-2306

Hal. I G9 I 2x75W I 230V



#### A-2306



## A-2180 | A-2181

estudi estiluz

Aplique metálico. Vidrio frontal opal branco satinado. Vidrio óptico branco satinado en parte superior (A-2181)

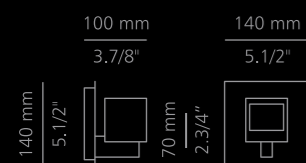
Wall sconce. Front white opal satin glass. Top glass diffuser (A-2181).

Metallwandleuchte. Glas opal weiß satiniert. Oberes Glas weiß satiniert (A-2181).

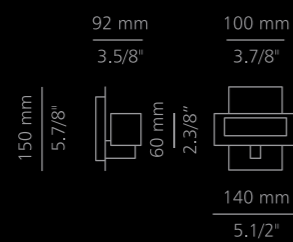
Applique avec verre frontal opalin blanc satiné. A-2181 fermé par verre blanc satiné.

 26NE 37NI 74BL

### A-2180



### A-2181



### A-2180

Hal. | G9 | 75W | 230V




### A-2181

Hal. | R7s | 78mm | 100W | 230V



CE   



## A-2183 | A-2183F | A-2184 | A-2184F <sup>3D</sup>

estudi estiluz

Applique con vidrio frontal opal blanco satinado. Cristal difusor en la parte superior excepto versiones fluorescentes.


Wall sconce. Front white opal satin glass. Top glass diffuser- halogen version only.

Wandleuchte mit Glas opal weiß satiniert. Oberer Glasdiffusor (außer bei Energiesparversion).

Applique avec verre frontal opalin blanc satiné. Verre diffuseur supérieur excepté version fluorescente.

●○ 26NE 37NI 74BL

	A-2183   A-2183F	A-2184   A-2184F	
	92 mm 3.5/8"	280 mm 11.1/8"	420 mm 16.1/2"
140 mm 5.1/2"			
	60 mm 2.3/8"		
			<b>A-2183</b> Hal.   R7s   78mm   100W   230V
			<b>A-2184</b> Hal.   R7s   78mm   2x100W   230V
			<b>A-2183F</b> El. fluorescen   G24q3   26W  ES universal voltage ballast
			<b>A-2184F</b> El. fluorescent   2G11   24W  ES universal voltage ballast

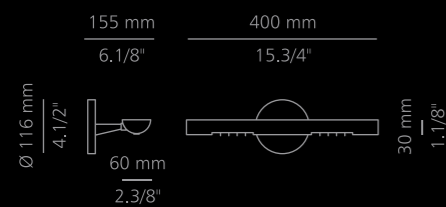


**A-1154** 3D

leonardo marelli

Applique metálico con luz directa e indirecta.  
 Metallic wall sconce providing direct and indirect light.  
 Metallwandleuchte. Direktes und indirektes Licht.  
 Applique en métal, lumière directe et indirecte.

●●● 22CR 23PN 26NE 37NI 61ORS

**A-1154**

Hal. | R7s | 118mm | 2x200W | 230V



**A-1153** 3D

leonardo marelli

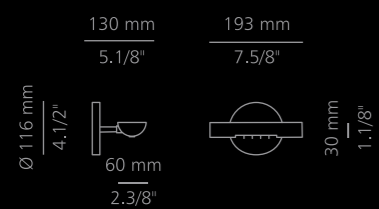
Applique metálico con luz directa e indirecta.

Metallic wall sconce providing direct and indirect light.

Metallwandleuchte. Direktes und indirektes Licht.

Applique en métal, lumière directe et indirecte.

●● 22CR 37NI 61ORS



**A-1153**  
Hal. | R7s | 118mm | 200W | 230V



**A-550 | A-552\*** 


leonardo marelli

Aplicue metálico con luz indirecta.

Metallic wall sconce providing indirect light.


Metallwandleuchte. Indirektes Licht.


Applique en métal, lumière indirecte.

 21OR 22CR 23PN 27BL 37NI

**A-550**  
Hal. | R7s | 118mm | 200W | 230V



**A-552**  
El. fluorescent | G24q3 | 26W | 230V  ES



\* Pedido cantidad mínima. Consultar disponibilidad.  
Special order product. Please check availability.  
Sonderauftrag. Lieferzeit auf Anfrage.  
Minima de commande. Disponible à consulter.

**A-1090** 3D

leonardo marelli


Aplicue metálico con luz indirecta.  
 Metallic wall sconce providing indirect light.  
 Metallwandleuchte. Indirektes Licht.  
 Applique en métal, lumière indirecte.

●●●●● 21OR 22CR 26NE 27BL 36BR 37NI 61ORS

Ø 115 mm  
4.1/2"

112 mm  
4.3/8"

210 mm  
8.1/4"



**A-1090**  
Hal. | R7s | 78mm | 100W | 230V

CE ⚡ IP 20 960°

**A-6007** 3D

leonardo marelli

Aplicque metálico con luz directa e indirecta.

Metallic wall sconce providing direct and indirect light.

Metallwandleuchte. Direktes und indirektes Licht.

Applique en métal, lumière directe et indirecte.

●●● 210R 22CR 37NI 610RS



**A-6007**  
Hal. | R7s | 118mm | 200W 230V





**A-1120** <sup>3D</sup>**leonardo marelli**

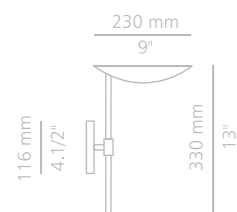
Aplicación metálica con luz directa e indirecta.

Metallic wall sconce providing direct and indirect light.

Metallwandleuchte. Direktes und indirektes Licht.

Applique en métal, lumière directe et indirecte.

●●●●● 21OR 22CR 26NE 36BR 37NI 61ORS

**A-1120**

Hal. | R7s | 118mm | 300W | 230V



**A-1149** 3D


leonardo marelli



Applique metálico con luz directa e indirecta.

Metallic wall sconce providing direct and indirect light.


Metallwandleuchte. Direktes und indirektes Licht.

Applique en métal, lumière directe et indirecte.

 22CR 23PN 26NE 37NI 61ORS

Ø 116 mm 4.1/2"	150 mm 5.7/8"	188 mm 7.1/4"
		

**A-1149**  
Hal. | R7s | 118mm | 150W | 230V



CE   

**A-1084 | A-1087** 3D

leonardo marelli

Applique metálico con luz indirecta. Vidrio transparente (A-1087).

Metallic wall sconce providing indirect light. Transparent glass (A-1087).

Metallwandleuchte. Indirektes Licht. Transparentes Glas (A-1087).

Applique en métal, lumière indirecte. Verre transparent (A-1087).

A-1084

●● 22CR 27BL 37NI

A-1087

●●● 210R 22CR 37NI 610RS

**A-1084**70 mm  
2.3/4"230 mm  
9"

130 mm

5.1/8"

**A-1087**75 mm  
2.7/8"300 mm  
11.3/4"

160 mm

6.1/4"

**A-1084 | A-1087**

Hal. | R7s | 78mm | 100W | 230V



**A-8000 | A-8010**

leonardo marelli

Applique. Vidrio blanco satinado.

Wall sconce. White satin glass quatersphere shade.

Wandleuchte. Glas weiß satiniert.

Applique. Verre blanc satiné.


●●● 37NI 610RS 74 BL



**A-8000**  
Hal. | R7s | 118mm | 150W | 230V

**A-8010**  
Hal. | R7s | 118mm | 200W | 230V

CE





## A-2127 <sup>3D</sup>

### estudi estiluz

Applique. Vidrio blanco satinado. Cristal difusor en la parte superior.

Wall sconce. White satin glass quartersphere shade. Glass diffuser on top.

Wandleuchte. Glas weiß satiniert. Oberes Abdeckglas.

Applique. Verre blanc satiné. Verre Pyrex diffuseur supérieur.

●● 22CR 37NI 61ORS



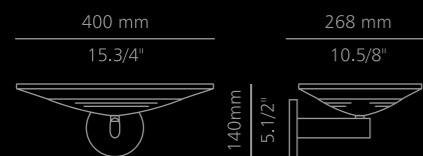
**A-2127**  
Hal. | R7s | 78mm | 150W | 230V



**A-7031****leonardo marelli**

Applique metálico con luz indirecta. Vidrio blanco satinado.  
 Metallic wall sconce providing indirect light. White satin glass.  
 Metallwandleuchte. Indirektes Licht. Glas weiß satiniert.  
 Applique en métal, lumière indirecte. Verre blanc satiné.

● 37NI 610RS



**A-7031**  
 Hal. | R7s | 118mm | 300W | 230V



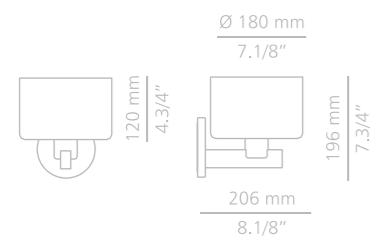


**paris A-2415** 3D

estudi estiluz

Applique metálico. Tulipa opal blanca.  
 Metallic wall sconce. White hand blown cased glass shade.  
 Metallwandleuchte. Glas opal weiß satiniert.  
 Applique en métal. Tulipe opale blanche.

●● 22CR 37NI 610RS



**A-2415**

Inc. | E27 | 100W | 230V

El. Fluorescent | 112mm | E27 | 20W | 230V  ES

Hal. | BT opal | E27 | 100W | 230V



CE  



## tovier A-2403 <sup>3D</sup>

dikas design

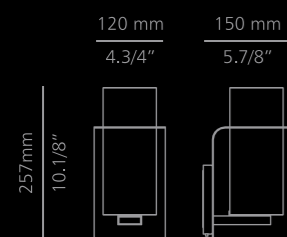
Applique metálico. Tulipa opal blanca.

Metalllic wall sconce. White hand blown cased glass shade.

Metallwandleuchte. Glas opal weiß satiniert.

Applique en métal. Tulipe opale blanche.

● 37NI 74BL



### A-2403

Inc. | E27 | 100W | 230V

Halogen | BT opal | E27 | 100W | 230V

El. fluorescent | E27 | 25W | 230V <sup>ES</sup>





## A-8070A | A-8070AF | A-8073A | A-8073AF <sup>3D</sup>

leonardo marelli

Applique con vidrio opal blanco satinado.

Wall sconce. White opal satin glass.

Wandleuchte. Glas opal weiß satiniert.

Applique avec verre opalin blanc satiné.

A-8070A | A-8070AF

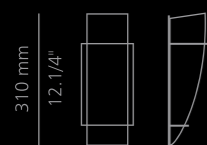
●●● 37NI 610RS 74BL

A-8073A | A-8073AF

●● 37NI 74BL

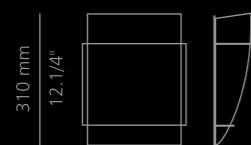
### A-8070A | A-8070AF

120 mm 100 mm  
4.3/4" 3.7/8"



### A-8073A | A-8073AF

240 mm 100 mm  
9.1/2" 3.7/8"



#### A-8070A

Hal. | BT opal | E27 | 60W | 230V

El. fluorescent | E27 | 25W | 230V ▽ ES



#### A-8070AF

Fluorescent | G24d2 | 18W | 230V ▽ ES



#### A-8073A

Hal. | BT opal | E27 | 2x60W | 230V

El. fluorescent | E27 | 2x25W | 230V ▽ ES



#### A-8073AF

Fluorescent | G24d2 | 2x18W | 230V ▽ ES



CE IP 20

**A-8081A | A-8081AF | A-8084A | A-8084AF** <sup>3D</sup>
**leonardo marelli**

Aplique con vidrio opal blanco satinado.

Wall sconce. White opal satin glass.

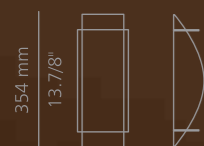
Wandleuchte. Glas opal weiß satiniert.

Applique avec verre opalin blanc satiné.

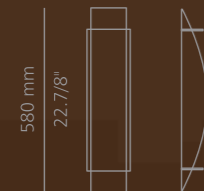
●● 37NI 610RS 74BL

**A-8081A | A-8081AF**

124 mm	85 mm
4.7/8"	3.3/8"


**A-8084A | A-8084AF**

124 mm	90 mm
4.7/8"	3.1/2"


**A-8081A**

Hal. | BT opal | E27 | 60W | 230V

El. fluorescent | E27 | 25W | 230V


**A-8081AF**

Fluorescent | G24d2 | 18W | 230V


**A-8084A**


Hal. | BT opal | E27 | 2x60W | 230V

El. fluorescent | E27 | 2x25W | 230V


**A-8084AF**

Fluorescent | G24d2 | 2x18W | 230V


 CE   



## A-1236A\* | A-1246A | A-1237A | A-1247A <sup>3D</sup>

leonardo marelli

Applique. Vidrio óptico blanco satinado. Vidrio satinado en parte inferior o superior. Frontal pivotante para cambiar bombilla. Kit difusor adicional opcional.

Wall sconce. Satin white glass. Glass diffuser for top or bottom. "Tool-less" entry for relamping. Frame opens at side hinges. Additional glass diffuser kit optional.

Wandleuchte. Glas opal weiß satiniert. Unteres (oder oberes) Abdeckglas satiniert. Leuchtenarmatur mit Scharnier zum leichten Lampenwechsel. Zusätzliche Abdeckung optional.

Applique. Verre blanc satiné. Bas fermé par verre satiné. Partie frontale pivotante pour remplacer l'ampoule. Deuxième verre diffuseur optionnel.

● 37NI

A-1236A | A-1246A



A-1237A | A-1247A



**A-1236A**

Fluorescent | G24d2 | 18W | 230V <sup>ES</sup>



**A-1246A**

Inc. | E27 | 100W | 230V

Hal. | BT opal | E27 | 100W | 230V

El. fluorescent | E27 | 20W | 230V <sup>ES</sup>



**A-1237A**

Fluorescent | G24d2 | 2x18W | 230V <sup>ES</sup>



**A-1247A**

Inc. | E27 | 2x60W | 230V

Hal. | BT opal | E27 | 2x60W | 230V

El. fluorescent | E27 | 2x20W | 230V <sup>ES</sup>



\* Pedido cantidad mínima. Consultar disponibilidad.  
Special order product. Please check availability.  
Sonderauftrag. Lieferzeit auf Anfrage.  
Minima de commande. Disponible à consulter.

CE

ertiluz®



**A-1259G** 3D

leonardo marelli

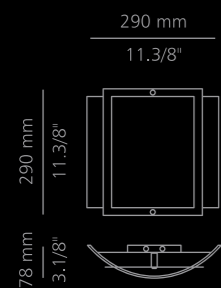
Applique. Vidrio opal blanco satinado. Frontal pivotante para cambiar bombilla.

Wall sconce. Opal white satin glass. "Tool-less" entry for relamping. Frame opens at side hinges.


Wandleuchte. Glas opal weiß satiniert. Leuchtenarmatur mit Schamier zum leichten Lampenwechsel.

Applique. Verre opalin blanc satiné. Partie frontale pivotante pour remplacer l'ampoule.

● 22CR 37NI

**A-1259G**

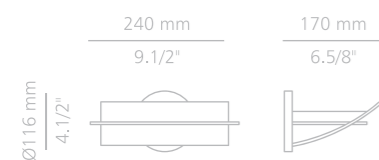
Hal. | R7s | 78mm | 150W | 230V



**A-1245G** <sup>3D</sup>**leonardo marelli**

Applique con luz directa e indirecta. Vidrio Pyrex satinado  
 Wall sconce providing direct and indirect light. Satin Pyrex glass shade.  
 Wandleuchte. Direktes und indirektes Licht. Glas Pyrex satiniert.  
 Applique lumière directe et indirecte. Verre Pyrex satiné.

●● 22CR 37NI 610RS

**A-1245G**

Hal. | R7s | 78mm | 100W | 230V



**A-2210 | A-2211** **estudi estiluz**



Applique metálico con tulipa opal blanca.

Metallic wall sconce. White hand blown cased glass shade.

Metallwandleuchte. Glas opal weiß satiniert.

Applique en métal avec tulipe opale blanche.


● 37NI 74BL

<b>A-2210</b>	120 mm 4.3/4"	<b>A-2211</b>	120 mm 4.3/4"
161 mm 6.3/8"	Ø 85 mm 3.3/8"	194 mm 7.5/8"	Ø 108 mm 4.1/4"
	263 mm 10.3/8"		324 mm 12.3/4"
	Ø 110 mm 4.3/8"		Ø 140 mm 5.1/2"

**A-2210**



Inc. | E27 | 100W | 230V

Hal. | BT opal | E27 | 100W | 230V

El. fluorescent | E27 | 25W | 230V  ES**A-2211**

Inc. | E27 | 100W | 230V

Hal. | BT opal | E27 | 100W | 230V

El. fluorescent | E27 | 30W | 230V  ES



## A-1220 <sup>3D</sup>

leonardo marelli

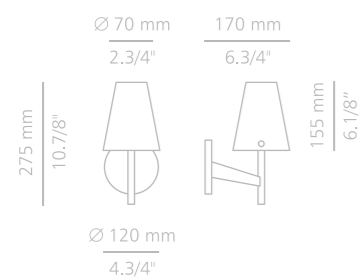
Applique metálico con tulipa opal blanca.

Metallic wall sconce. White hand blown cased glass shade.

Metallwandleuchte. Glas opal weiß satiniert.

Applique en métal avec tulipe opale blanche.

●●● 210R 22CR 37NI 610RS



### A-1220

Inc. | E27 | 100W | 230V

Hal. | BT opal | E27 | 100W | 230V

El. fluorescent | 112mm | E27 | 20W | 230V <sup>ES</sup>



**A-1136 | A-1136L\*** 3D

leonardo marelli

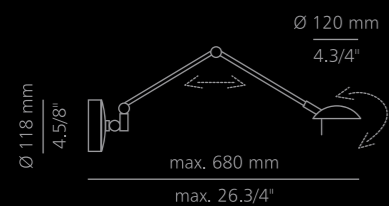
Applique extensible y orientable con luz directa. Transformador e interruptor de doble intensidad 35 y 50W para bombilla halógena o fuente LED blanca cálida de 5W.

Metallic wall sconce providing direct light. Articulating arm and head. Integrated transformer and double intensity switch for halogen source or 5W LED source warm white.

Wandleuchte, ausziehbar. Beweglicher Leuchtenkopf. Direktes Licht. Transformator 230V, 2-Stufenschalter 35 und 50W Halogen oder direktes Licht mit 5W warmem, weißem LED.

Applique extensible et orientable avec lumière directe. Transformateur et interrupteur double intensité 35 et 50W halogène ou LED blanche chaude de 5W.

●●●●●● 21OR 22CR 23PN 26NE 36BR 37NI 61ORS 74BL

**A-1136**

Hal. | GY 6.35 | 50W | 12V

**A-1136L**

LED hi-power warm white | 5W | 230V



ES



\* Pedido cantidad mínima. Consultar disponibilidad.  
Special order product. Please check availability.  
Sonderauftrag. Lieferzeit auf Anfrage.  
Minima de commande. Disponible à consulter.





**A-1143** 3D

leonardo marelli

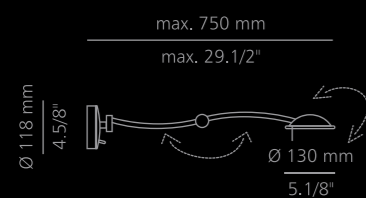
Applique extensible y orientable con luz directa orientable. Transformador e interruptor de doble intensidad 35 y 50W.

Metalllic wall sconce providing direct light. Articulating arm and head. Integrated transformer and double intensity switch.

Wandleuchte, ausziehbar. Beweglicher Leuchtenkopf. Direktes Licht. Transformator 230V, 2-Stufenschalter 35 und 50W.

Applique extensible et orientable avec lumière directe. Transformateur et interrupteur double intensité 35 et 50W.

●● 22CR 37NI 61ORS

**A-1143**

Hal. | GY 6.35 | 50W | 12V















CE





**97 plafones**  
flushmounts  
deckenleuchten  
plafonniers

Pg 100	102	104	106	108
 e-illum t-5652	 elia t-2722   F t-2723F	 iris t-2712   F t-2713   F	 star t-2700 t-2701   F	 saturn t-2703   F t-2704   F
Pg 120	122	124	126	128
 t-2122 t-2124   F t-2125   F   H	 t-2121   F	 t-2352 t-2353 t-2354   F	 t-2160 t-2161   F t-2162   F	 t-1292A t-1296A t-1298A
Pg 140	142	144	146	
 t-2317	 t-1125	 t-7018	 t-1239G t-1249G t-9239G t-9249	

Pg 110	112	114	116	118
 bubble t-2802	 bent t-2752   F	 cocó t-5703	 dona t-2543   F t-2544   F	 eclipse t-2423 t-2424   F
Pg 130	132	134	136	138
 t-510A t-512A t-515A t-517A   H t-2005A t-2006   H	 t-2149   F t-2169   F   H	 t-9032 t-9034   F t-9035   F   H	 t-1260A t-1262A t-1266A t-1268A	 t-500A t-501A t-502A t-504A t-505A t-507A



100

## e-llum t-5652

king&miranda design para inlight!

Plafón con pantalla de cristal transparente y difusor blanco satinado.

Flushmount. Transparent hand spun glass shade. White satin glass lamp diffuser.

Deckenleuchte. Glas transparent und weiß satiniert.

Plafonnier avec abat-jour en verre transparent et diffuseur en verre blanc satiné.

○ 73BL

12 Kg

Ø 325 mm  
12.3/4"



370 mm  
14 1/2"

Ø 450 mm  
17.5/8"

t-5652

El. Fluorescent | GX24q5 | 57W | 230V

ES ←

CE

IP

20

96°

## elia t-2722 | t-2722F | t-2723F <sup>3D</sup>

### estudi estiluz

Plafón con doble aro metálico. Aro interior blanco y de diámetro inferior, dejando escapar la luz. Vidrio óptico blanco satinado.

Flushmount. Double metal ring. Interior white ring is smaller in diameter allowing light to pass. White satin glass.

Deckenleuchte mit doppeltem Metallring. Innenring schmaler und weiß lackiert, zwischen beiden Elementen ein dekorativer Lichtaustritt. Glas weiß satiniert.

Plafonnier en métal avec rainure déco éclairée. Verre blanc satiné.

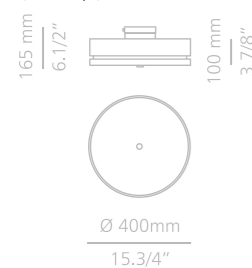
t-2722 | t-2722F

● ○ 26NE 37NI 74BL

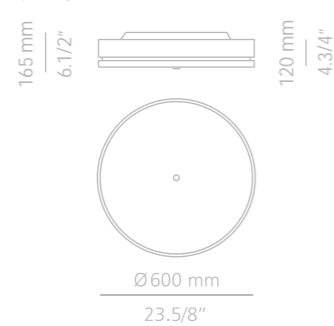
t-2723F

● ○ 26NE 74BL

#### t-2722 | t-2722F



#### t-2723F



#### t-2722

Inc. | E27 | 3x100W | 230V

Fluorescent | E27 | 3x15W | 230V ▽ ES

Hal. | BT opal | E27 | 3x100W | 230V



#### t-2722F

El. fluorescent | 2G10 | 2 x 36W ▽ ES  
universal voltage ballast



#### t-2723F

El. fluorescent | 2G10 | 4x36W ▽ ES  
universal voltage ballast





**iris t-2712 | t-2712F | t-2713 | t-2713F** 3D

estudi estiluz

Plafón. Pantalla en fibra de vidrio blanca o negra. Vidrio óptico blanco satinado.

Flushmount. White or black fiberglass shade. Glass diffuser.

Deckenleuchte. Fiberglasschirm weiß oder schwarz. Glas weiß satiniert.

Plafonnier. Abat-jour en tissu fibre de verre blanc ou noir. Fermé par verre blanc satiné.

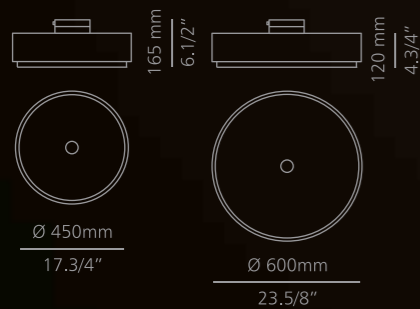
●● 22CR 37NI 61ORS

Pantalla | Shade | Schirm | Abat-jour

● 26NE 27BL

t-2712 | t-2712F

t-2713 | t-2713F



**t-2712 | t-2713**

Inc. | E27 | 3x100W | 230V

El. Fluorescent | 112mm | E27 | 3x20W | 230V ES

Hal. | BT opal | E27 | 3x100W | 230V

**t-2712F**

El. fluorescent | 2G10 | 2x36W ES  
universal voltage ballast

**t-2713F**

El. fluorescent | 2G10 | 4x36W ES  
universal voltage ballast

CE IP20 850° [27BL] 750° [26NE]

## star t-2700 | t-2701 | t-2701F 3D

### estudi estiluz

Plafón metálico. Vidrio óptico blanco satinado cóncavo y convexo, unidos por tres piezas de sujeción.

Metalllic flush mount. Concave and convex white satin glass diffusers.

Metalldeckenleuchte. Ein konvexer und ein konkaver weiß satiniertes Glasdiffusor verbunden durch drei Halterungen.

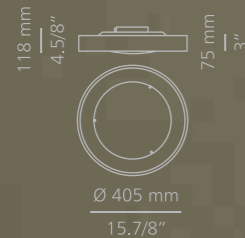
Plafonnier en métal. Deux verres blancs satinés, concave et convexe, unis par trois griffes.

●●● 37NI 610RS 74BL

#### t-2700



#### t-2701 | t-2701F



#### t-2700

Hal. | R7s | 78mm | 150W | 230V



#### t-2701

Hal. | R7s | 118mm | 200W | 230V



#### t-2701F

El. fluorescent | G24q3 | 2x32W | ES  
universal voltage ballast



## saturn t-2703 | t-2703F | t-2704 | t-2704F <sup>3D</sup>

estudi estiluz

Plafón con doble aro metálico proyectando luz indirecta en el techo. Vidrio óptico blanco satinado.

Flushmount. Double metal ring. White satin glass. Indirect light projected to the ceiling.

Deckenleuchte mit doppeltem Metallring. Erzeugt zusätzlich indirektes Licht an der Decke. Glas weiß satiniert.

Plafonnier avec double cercle en métal, avec effet lumineux au plafond. Verre blanc satiné.

●● 37NI 610RS 74BL

t-2703 | t-2703F



t-2704 | t-2704F



Ø 350 mm  
13.3/4"



Ø 425 mm  
16.3/4"

**t-2703**

Hal. | R7s | 118mm | 200W | 230V



**t-2704**

Hal. | R7s | 118mm | 300W | 230V



**t-2703F**

El. fluorescent | G24q3 | 2x32W | ES  
universal voltage ballast



**t-2704F**

El. fluorescent | 2G10 | 2x36W | ES  
universal voltage ballast



CE IP 20 90°



## bubble t-2802 <sup>3D</sup>

oriol guimerà

Plafón /aplique metálico cuadrado extra-plano con tres vértices redondeados y uno en ángulo recto. Vidrio óptico blanco satinado.

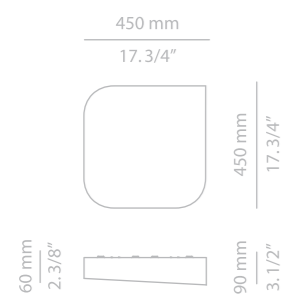
Metallic square flushmount/wall sconce with three rounded vertexes and one in a 90 degree angle. White satin glass.

"Tool-less" entry for relamping.



Extraflache Metalldecken/-wandleuchte mit drei abgerundeten Ecken und einer rechtwinkligen. Glas weiß satiniert.

Plafonnier/applique en métal carré extra-plat avec trois angles arrondis et un angle droit. Verre optique blanc satiné.

○ 74BL



**t-2802**

El. Fluorescent | 2G11 | 4x24W  ES 

universal voltage ballast



## bent t-2752 | t-2752F <sup>3D</sup>

oriol guimerà

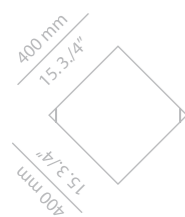
Plafón /aplique cuadrado de cristal óptico blanco satinado curvado con dos piezas de sujeción encajadas en vértices opuestos.

Square flush mount /wall sconce. White satin curved glass with two supports in opposite vertexes.

Deckenleuchte/Wandleuchte. Gebogenes Glasquadrat mit zwei gegenüberliegenden im Winkel eingefassten Befestigungen.

Plafonnier /applique carré en verre optique blanc satiné ondulé avec deux griffes d'attache aux sommets opposés.

●●○ 22CR 37NI 61OR S 74BL



### t-2752

Halógena | R7s | 78mm | 250W | 230V



### t-2752F

El. Fluorescent | G24q3 | 2x26W <sup>ES</sup>  
universal voltage ballast



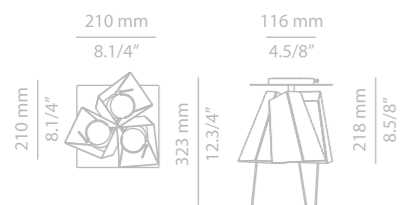


## cocó t-5703

king&miranda design para inlight!

Plafón metálico con bombillas orientables.  
 Metallic flushmount. Adjustable lamps.  
 Metalldeckenleuchte, verstellbar.  
 Plafonnier en métal, ampoule orientable.

● 26NE 74BL



**t-5703**  
 Hal. | Hi-Spot | GU10 | 3x75W | 230V  
 LED | GU10 | 3x7W | 230V ▽ ES



## dona t-2543 | t-2543F | t-2544 | t-2544F <sup>3D</sup>

estudi estiluz

Plafón/aplique. Vidrio opal blanco satinado. T-2544 halógena incorpora cristal superior (luz directa e indirecta).

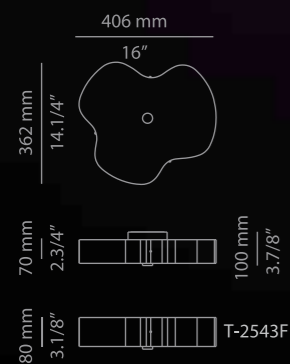
Flushmount/wall sconce. Opal white satin glass. T-2544 halogen with glass diffuser on top (direct and indirect light).

Deckenleuchte/Wandleuchte. Glas opal weiß satiniert. Halogenversion T-2544 mit oberem Glasdiffusor (direktes und indirektes Licht).

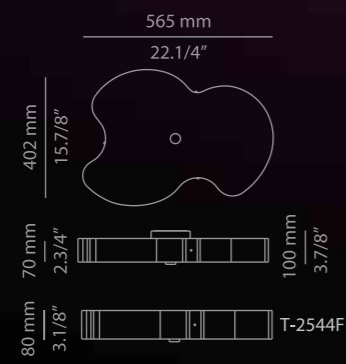
Plafonnier/applique. Verre opalin blanc satiné. T-2544 halogène avec verre diffuseur supérieur (lumière directe et indirecte).

●● 37NI 610RS 74BL

### t-2543 | t-2543F



### t-2544 | t-2544F




#### t-2543

Hal. | R7s | 78 mm | 2x100W | 230V



#### t-2543F

El. fluorescent | 2G10 | 2x36W  ES  
universal voltage ballast




#### t-2544

Hal. | R7s | 118 mm | 2x150W | 230V



#### t-2544F

El. fluorescent | 2G10 | 4x36W  ES  
universal voltage ballast



CE   

## eclipse t-2423 | t-2424 | t-2424F <sup>3D</sup>

estudi estiluz

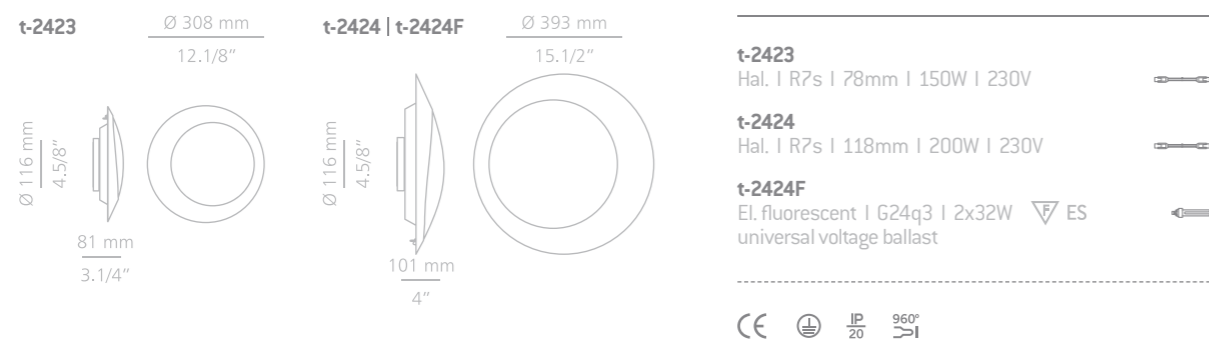
Plafón/aplique. Vidrio opal blanco satinado. Frontal pivotante para cambiar bombilla.

Flushmount/wall sconce. Opal white satin glass. "Tool-less" entry for relamping. Frame opens at side hinges.

Deckenleuchte/Wandleuchte. Glas opal weiß satiniert. Leuchtenarmatur mit Scharnier zum leichten Lampenwechsel.

Plafonnier/applique. Verre opalin blanc satiné. Partie frontale pivotante pour remplacer l'ampoule.

●● 37NI 610RS 74BL




**t-2122 | t-2124 | t-2124F | t-2125 | t-2125F | t-2125H\*** 3D
**estudi estiluz**

Plafón. Vidrio óptico blanco satinado. Frontal pivotante para cambiar bombilla.

Flushmount. White satin glass. "Tool-less" entry for relamping. Frame opens at side hinges.

Deckenleuchte. Glas weiß satiniert. Leuchtenarmatur mit Scharnier zum leichten Lampenwechsel.

Plafonnier. Verre blanc satiné. Partie frontale pivotante pour remplacer l'ampoule.

●● 37NI 610RS 74BL

**t-2122**

Ø 270 mm  
10.5/8"



100 mm  
3.7/8"

**t-2125 | t-2125F | t-2125H**

Ø 455 mm  
17.7/8"



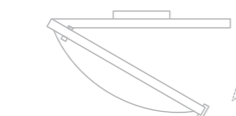
125 mm  
4.7/8"

**t-2124 | t-2124F**

Ø 370 mm  
14.5/8"



115 mm  
4.1/2"


**t-2122**

Hal. | R7s | 78mm | 150W | 230V


**t-2124**

Hal. | R7s | 118mm | 200W | 230V


**t-2124F**

El. fluorescent | G24 q3 | 2x32W  $\nabla$  ES  
universal voltage ballast


**t-2125**

Hal. | R7s | 118mm | 300W | 230V


**t-2125F**

El. fluorescent | G24 q3 | 2x32W  $\nabla$  ES  
universal voltage ballast



**t-2125H**

HID CMH | G12 | 70W | 230V ES



\* Pedido cantidad mínima. Consultar disponibilidad.  
Special order product. Please check availability.  
Sonderauftrag. Lieferzeit auf Anfrage.  
Minima de commande. Disponible à consulter.




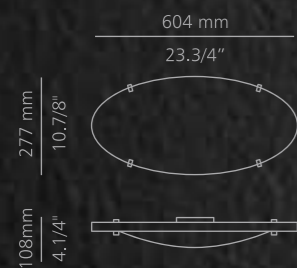
**t-2121 | t-2121F** **estudi estiluz**

Plafón. Vidrio óptico blanco satinado. Frontal pivotante para cambiar bombilla.

Flushmount. White satin glass. "Tool-less" entry for relamping. Frame opens at side hinges.

Deckenleuchte. Glas weiß satiniert. Leuchtenarmatur mit Scharnier zum leichten Lampenwechsel.

Plafonnier. Verre blanc satiné. Partie frontale pivotante pour remplacer l'ampoule.

 37NI 610RS 74BL**t-2121**

Hal. | R7s | 78mm | 2x150W | 230V

**t-2121F**El. fluorescent | 2G-11 | 2x24W | ES  
universal voltage ballast

**t-2352 | t-2353 | t-2354 | t-2354F** 
**estudi estiluz**

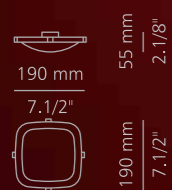
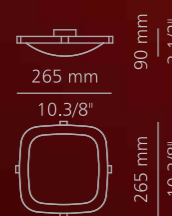
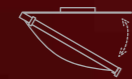
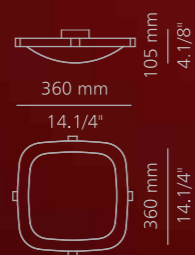
Plafón. Vidrio óptico blanco satinado. Frontal pivotante para cambiar bombilla.

Flushmount. White satin glass. "Tool-less" entry for relamping. Frame opens at side hinges.

Deckenleuchte. Glas weiß satiniert. Leuchtenarmatur mit Scharnier zum leichten Lampenwechsel.

Plafonnier. Verre blanc satiné. Partie frontale pivotante pour remplacer l'ampoule.

 37NI 61ORS

**t-2352**

**t-2353**

**t-2354**

**t-2352**

Hal. | G9 | 75W | 230V


**t-2353**

Hal. | R7s | 78mm | 150W | 230V


**t-2354**

Hal. | R7s | 118mm | 300W | 230V


**t-2354F**

 El. fluorescent | G24q3 | 2x32W | ES  
 universal voltage ballast



**t-2160 | t-2161 | t-2161F | t-2162 | t-2162F** 3D

**estudi estiluz**

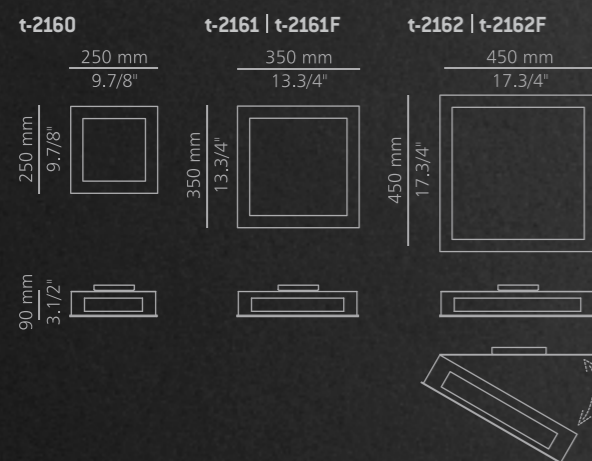
Plafón/apliques. Vidrio opal blanco satinado. Frontal pivotante para cambiar bombilla.

Flushmount/wall sconce. Opal white satin glass. "Tool-less" entry for relamping. Frame opens at side hinges.

Deckenleuchte/Wandleuchte. Glas opal weiß satiniert. Leuchtenarmatur mit Scharnier zum leichten Lampenwechsel.

Plafonnier/applique. Verre opalin blanc satiné. Partie frontale pivotante pour remplacer l'ampoule.

● 37NI


**t-2160**

Hal. | R7s | 78 mm | 100W | 230V


**t-2161**

Hal. | R7s | 118mm | 200W | 230V


**t-2161F**

 El. fluorescent | 2G10 | 2 x 36W | ES  
 universal voltage ballast

**t-2162**

Hal. | R7s | 118 mm | 2x150W | 230V


**t-2162F**

 El. fluorescent | 2G11 | 4x24W | ES  
 universal voltage ballast


CE IP 20 960°

## t-1292A | t-1296A | t-1298A\*

leonardo marelli

Plafón. Vidrio óptico blanco satinado.

Flushmount. White satin glass. "Tool-less" entry for relamping.

Deckenleuchte. Glas weiß satiniert.

Plafonnier. Verre blanc satiné.

●●● 210R 22CR 37NI

### t-1292A



### t-1296A | t-1298A



### t-1292A

Hal. | R7s | 118mm | 150W | 230V



### t-1296A

Hal. | R7s | 118mm | 300W | 230V



### t-1298A

El. fluorescent | G24q3 | 2x26W | ES  
universal voltage ballast



CE ⚡ IP 20 960° >1

\* Pedido cantidad mínima. Consultar disponibilidad.  
Special order product. Please check availability.  
Sonderauftrag. Lieferzeit auf Anfrage.  
Minima de commande. Disponible à consulter.



**t-510A | t-512A | t-515A | t-517A\* | t-517H**  
**t-2005A | t-2006\* | t-2006H\* 3D**

leonardo marelli

Plafón. Vidrio óptico blanco satinado.

Flushmount. White satin glass. "Tool-less" entry for relamping.

Deckenleuchte. Glas weiß satiniert.

Plafonnier. Verre blanc satiné.

t-510A | t-512A | t-515A | t-517A

●● 210R 22CR 27BL 37NI

t-2005A | t-2006 | t-2006H

● 210R 37NI

**t-510A**

Ø 203 mm

8"

67 mm  
2.5/8"



**t-512A**

Ø 315 mm

12.3/8"

80 mm  
3.1/8"



**t-515A | t-517A | t-517H**

Ø 395 mm

15.5/8"

100 mm  
3.7/8"



**t-2005A | t-2006 | t-2006H**

Ø 475 mm

18.5/8"

125 mm  
4.7/8"



**t-510A**

Hal. | R7s | 78mm | 100W | 230V

**t-512A**

Hal. | R7s | 118mm | 150W | 230V

**t-515A**

Hal. | R7s | 118mm | 300W | 230V

**t-517A**

El. Fluorescent | G24q3 | 2x26W ▽ ES  
universal voltage ballast

**t-2005A**

Hal. | R7s | 118mm | 300W | 230V

**t-2006**

El. fluorescent | 2G10 | 2x36W ▽ ES  
universal voltage ballast

**t-517H**


HID CMH | G12 | 70W | 230V ES

**t-2006H**

HID CMH | G12 | 70W | 230V ES

CE Ⓢ IP 20 960° VI

\* Pedido cantidad mínima. Consultar disponibilidad.  
Special order product. Please check availability.  
Sonderauftrag. Lieferzeit auf Anfrage.  
Minima de commande. Disponible à consulter.





## t-2149 | t-2149F | t-2169 | t-2169F | t-2169H\* 3D

### estudi estiluz

Plafón/aplique. Vidrio opal blanco satinado. Frontal pivotante para cambiar bombilla.

Flushmount/wall sconce. Opal white satin glass. "Tool-less" entry for relamping. Frame opens at side hinges.

Deckenleuchte/Wandleuchte. Glas opal weiß satiniert. Leuchtenarmatur mit Scharnier zum leichten Lampenwechsel.

Plafonnier/applique. Verre opalin blanc satiné. Partie frontale pivotante pour remplacer l'ampoule.

### ● 37NI

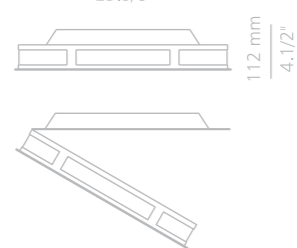
#### t-2149 | t-2149F

Ø 410 mm  
16.1/8"



#### t-2169 | t-2169F | t-2169H

Ø 600 mm  
23.5/8"



#### t-2149

Hal. | R7s | 118mm | 150W | 230V



#### t-2149F

El. fluorescent | 2G10 | 2x36W  $\nabla$  ES  
universal voltage ballast



#### t-2169

Hal. | R7s | 118mm | 300W | 230V



#### t-2169F

El. fluorescent | 2G11 | 4x24W  $\nabla$  ES  
universal voltage ballast



#### t-2169H

HID CMH | G12 | 70W | 230V ES



\* Pedido cantidad mínima. Consultar disponibilidad.  
Special order product. Please check availability.  
Sonderauftrag. Lieferzeit auf Anfrage.  
Minima de commande. Disponible à consulter.



**t-9032 | t-9034 | t-9034F | t-9035 | t-9035F | t-9035H\***

3D

leonardo marelli

Plafón. Vidrio óptico blanco satinado. Frontal pivotante para cambiar bombilla.

Flushmount. White satin glass. "Tool-less" entry for relamping. Frame opens at side hinges.

Deckenleuchte. Glas weiß satiniert. Leuchtenarmatur mit Scharnier zum leichten Lampenwechsel.

Plafonnier. Verre blanc satiné. Partie frontale pivotante pour remplacer l'ampoule.

● 37NI 610RS

t-9032



t-9035 | t-9035F | t-9035H



t-9034 | t-9034F



t-9032

Hal. | R7s | 78mm | 150W | 230V



t-9034

Hal. | R7s | 118mm | 200W | 230V



t-9034F

El. fluorescent | G24 q3 | 2x32W | ES  
universal voltage ballast

t-9035

Hal. | R7s | 118mm | 300W | 230V



t-9035F

El. fluorescent | G24 q3 | 2x32W | ES  
universal voltage ballast

t-9035H

HID CMH | G12 | 70W | 230V | ES



\* Pedido cantidad mínima. Consultar disponibilidad.  
Special order product. Please check availability.  
Sonderauftrag. Lieferzeit auf Anfrage.  
Minima de commande. Disponible à consulter.



**t-1260A | t-1262A | t-1266A | t-1268A\*** 3D

leonardo marelli

Plafón. Vidrio óptico blanco satinado.

Flush mount. White satin glass. "Tool-less" entry for relamping.

Deckenleuchte. Glas weiß satinert.

Plafonnier. Verre blanc satiné.

t-1260A | t-1262A

● 210R 37NI

t-1266A | t-1268A

● 37NI

**t-1260A**

Ø 210 mm

8.1/4"



70 mm

2.3/4"

**t-1266A | t-1268A**

Ø 400 mm

15.7/8"



95 mm

3.3/4"

**t-1262A**

Ø 320 mm

12.5/8"



80 mm

3.1/8"

<b>t-1260A</b>	Hal.   R7s   78mm   100W   230V	
<b>t-1262A</b>	Hal.   R7s   118mm   150W   230V	
<b>t-1266A</b>	Hal.   R7s   118mm   300W   230V	
<b>t-1268A</b>	El. fluorescent   G24q3   2x26W   ES universal voltage ballast	

\* Pedido cantidad mínima. Consultar disponibilidad.  
Special order product. Please check availability.  
Sonderauftrag. Lieferzeit auf Anfrage.  
Minima de commande. Disponible à consulter.





## t-500A | t-501A | t-502A | t-504A\* | t-505A | t-507A\* 3D

leonardo marelli

Plafón. Vidrio óptico blanco satinado.

Flush mount. White satin glass. "Tool-less" entry for relamping.

Deckenleuchte. Glas weiß satiniert.

Plafonnier. Verre blanc satiné.

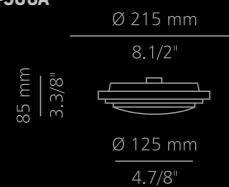
t-500A | t-501A | t-502A | t-505A | t-507A

●●● 210R 22CR 37NI 610RS

t-504A

●●● 210R 22CR 37NI

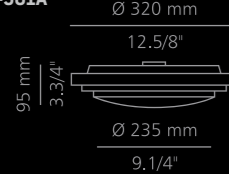
### t-500A



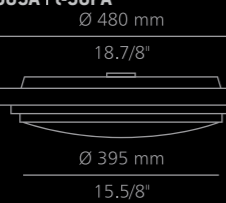
### t-502A | t-504A



### t-501A



### t-505A | t-507A



### t-500A

Hal. | R7s | 78mm | 100W | 230V



### t-501A

Hal. | R7s | 118mm | 150W | 230V



### t-502A

Hal. | R7s | 118mm | 200W | 230V



### t-504A

Fluorescent | G24q3 | 2x26W | 230V ▽ ES



### t-505A

Hal. | R7s | 118mm | 300W | 230V




### t-507A

El. fluorescent | G24q3 | 2x32W ▽ ES  
universal voltage ballast



\* Pedido cantidad mínima. Consultar disponibilidad.  
Special order product. Please check availability.  
Sonderauftrag, Lieferzeit auf Anfrage.  
Minima de commande. Disponible à consulter.

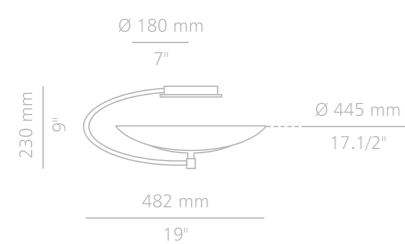
ertiluz®



**t-2317** 3D**estudi estiluz**

Plafón con luz directa e indirecta. Vidrio opal blanco satinado.  
 Semi-flushmount providing direct and indirect light. Opal satin glass.  
 Deckenleuchte. Direktes und indirektes Licht. Glas opal weiß satiniert.  
 Plafonnier lumière directe et indirecte. Verre opalin blanc satiné.

●● 22CR 37NI 61ORS

**t-2317**

Hal. | R7s | 118mm | 300W | 230V

CE



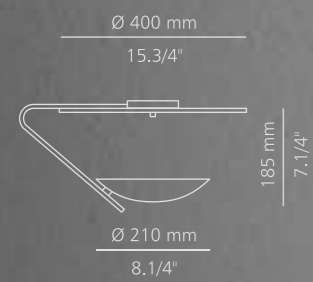


**t-1125**

leonardo marelli

Plafón con luz directa e indirecta. Cristal satinado.  
 Semi-flushmount providing direct and indirect light. White satin glass.  
 Deckenleuchte. Direktes und indirektes Licht. Glas satiniert.  
 Plafonnier lumière directe et indirecte. Verre satiné.

●●● 210R 36BR 37NI 74BL



**t-1125**  
 Hal. | R7s | 118mm | 300W | 230V



**t-7018**

leonardo marelli

Plafón con luz directa e indirecta.

Semi-flushmount providing direct and indirect light.

Deckenleuchte. Direktes und indirektes Licht.


Plafonnier lumière directe et indirecte.

●●● 22CR 37NI 61ORS 74BL

**t-7018**

Hal. | R7s | 118mm | 300W | 230V





## t-1239G\* | t-1249G | t-9239G | t-9249 <sup>3D</sup>

leonardo marelli

Plafón. Vidrio óptico blanco satinado. Frontal pivotante para cambiar bombilla.

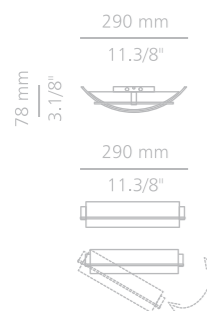
Flushmount. White satin glass. "Tool-less" entry for relamping. Frame opens at side hinges.

Deckenleuchte. Glas weiß satiniert. Leuchtenarmatur mit Scharnier zum leichten Lampenwechsel.

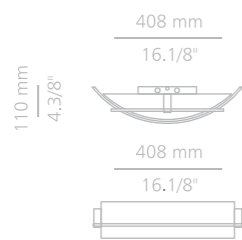
Plafonnier. Verre blanc satiné. Partie frontale pivotante pour remplacer l'ampoule

● 22CR 37NI

### t-1239G | t-1249



### t-9239G | t-9249



### t-1239G

Fluorescent | G24d2 | 18W | 230V <sup>ES</sup>

### t-1249G

Hal. | R7s | 118mm | 200W | 230V

### t-9239G

Hal. | R7s | 118mm | 300W | 230V

### t-9249

El. fluorescent | G24q3 | 2x26W <sup>ES</sup>  
universal voltage ballast





























\* Pedido cantidad mínima. Consultar disponibilidad.  
Special order product. Please check availability.  
Sonderauftrag. Lieferzeit auf Anfrage.  
Minima de commande. Disponible à consulter.



**149 colgantes**

pendants  
pendelleuchten  
suspensions

Pg 152	154	156	158	160
 e-illum T-5654 T-5655	 infiole T-5805	 quepi due T-5735	 elia T-2724   F T-2725   F	 iris T-2714   F T-2715   F
Pg 172	174	176	178	180
 luck T-2444	 luck T-2443	 luck T-2442	 venezia T-2535	 T-2205
Pg 192	194	196	198	200
 T-2128 T-2129	 T-2120	 T-1248A   F	 T-1226 T-1244	 T-1126

Pg 162	164	166	168	170
 iris T-2711   F T-2716   F	 cameo T-5605	 doppia T-2557	 karina T-2555	 dona T-2545   F
Pg 182	184	186	188	190
 T-2206	 xian T-2487 T-2488	 T-1157 T-1158	 paris T-2417 T-2418 T-2419	 T-2259
Pg 202				
 T-1072				

## e-llum T-5654 | T-5655 <sup>3D</sup>

king&miranda design para inlight!

Colgante con pantalla de cristal transparente y difusor blanco satinado. Altura regulable.

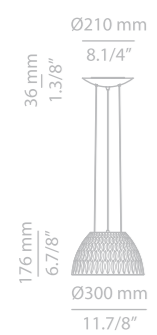
Pendant. Transparent hand spun glass shade. White satin glass lamp diffuser. Adjustable height.

Pendelleuchte. Glas transparent und weiß satiniert. Höhenverstellbar.

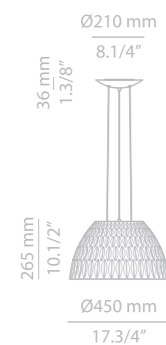
Suspension avec abat-jour en verre transparent et diffuseur en verre blanc satiné. Hauteur réglable.

● 47NI MAT

T-5654 | 4,3 Kg



T-5655 | 9 Kg



T-5654

Hal. | BT opal | E27 | 100W | 230V

El. Fluorescent | 112mm | E27 | 20W | 230V ES

T-5655

Hal. | E27 | 250W | 230V

El. Fluorescent | 112mm | E27 | 20W | 230V ES



## infiore T-5805 <sup>3D</sup>

lagranja para inlight!

Lámpara de techo con pantalla de pétalos en policarbonato bi-inyectado creando un efecto bicolor. Cristal protector de bombilla satinado. Altura regulable.

Pendant composed by a group of petals in bi-injected polycarbonate, creating unexpected colour effects. Bulb protected by a satin glass. Adjustable height.

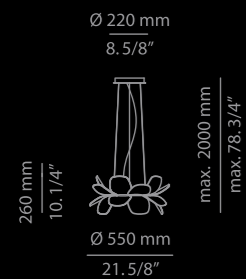
Pendelleuchte. Zweilagige Polycarbonat Blütenkrone mit Bicoloreffekt. Höhenverstellbar.

Suspension avec abat-jour conçu comme un ensemble de pétales en polycarbonate injecté, avec un effet bicolore. Ampoule protégée par un verre satiné. Hauteur réglable.

● 74BL

Pantalla | Shade | Schirm | Abat-jour

●● 27BL 28VE 30GR



**T-5805**

Hal. | R7s | 78mm | 250W | 230V

CE



## quepí due T-5735 <sup>3D</sup>

king&miranda design para inlight!

Lámpara de techo con pantalla en acero inoxidable de espesor extra fino y cristal difusor matizado. Altura regulable.

Pendant. Stainless steel shade. White satin glass lamp diffuser. Adjustable height.

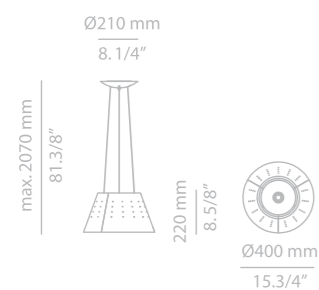
Metallpendel mit doppeltem Schirm aus feinem Edelstahl und satiniertem Glas. Höhenverstellbar.

Suspension en métal avec double abat-jour en acier inoxydable extrafin et verre intérieur satiné. Hauteur réglable.

● 47NI MAT

Pantalla | Shade | Schirm | Abat-jour

● 33IN MAT



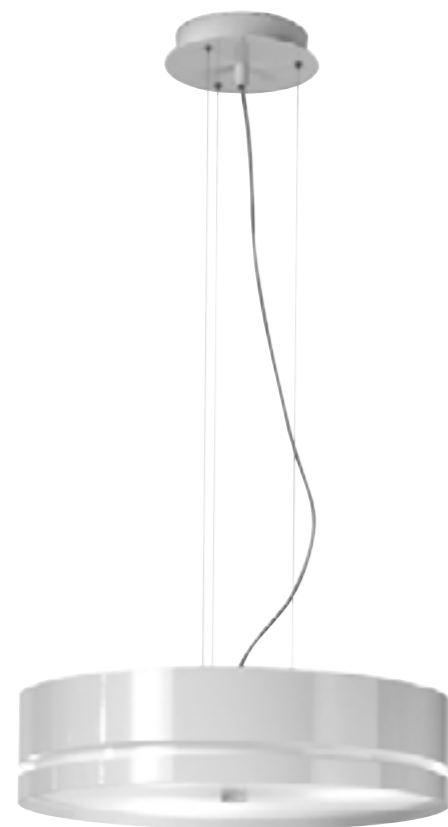
### T-5735

Hal. | E27 | 250W | 230V

El. Fluorescent | 112mm | E27 | 20W | 230V ES

CE 96%





## elia T-2724 | T-2724F | T-2725 | T-2725F <sup>3D</sup>

### estudi estiluz

Colgante con luz directa e indirecta. Pantalla con doble aro metálico. Aro interior blanco de diámetro inferior, creando un suave efecto luminoso. Vidrio óptico blanco satinado en parte superior e inferior. Altura regulable.

Pendant providing direct and indirect light. Double metal ring. Interior white ring is smaller in diameter creating a soft luminous effect. Glass diffuser on top and bottom. Adjustable height.

Pendelleuchte mit doppeltem Metallring. Innenring schmaler und weiß lackiert, zwischen beiden Elementen ein dekorativer Lichtaustritt. Direktes und indirektes Licht. Oberer und unterer Glasdiffusor weiß satiniert. Höhenverstellbar.

Suspension en métal avec rainure déco éclairée. Lumière directe et indirecte, fermé par deux verres blanc satiné. Hauteur réglable.

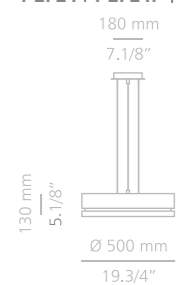
T-2724 | T-2724F

●○ 26NE 37NI 74BL

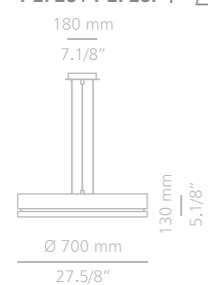
T-2725 | T-2725F

●○ 26NE 74BL

T-2724 | T-2724F | 10,8 Kg



T-2725 | T-2725F | 17 Kg



#### T-2724

Inc. | E27 | 3x100W | 230V

El. Fluorescent | E27 | 3x20W | 230V ES

Hal. | BT opal | E27 | 3x100W | 230V



#### T-2725

Inc. | E27 | 3x150W | 230V

El. Fluorescent | E27 | 3x30W | 230V ES

Hal. | BT opal | E27 | 3x150W | 230V



#### T-2724F

El. fluorescent | 2G10 | 2x36W ES

universal voltage ballast

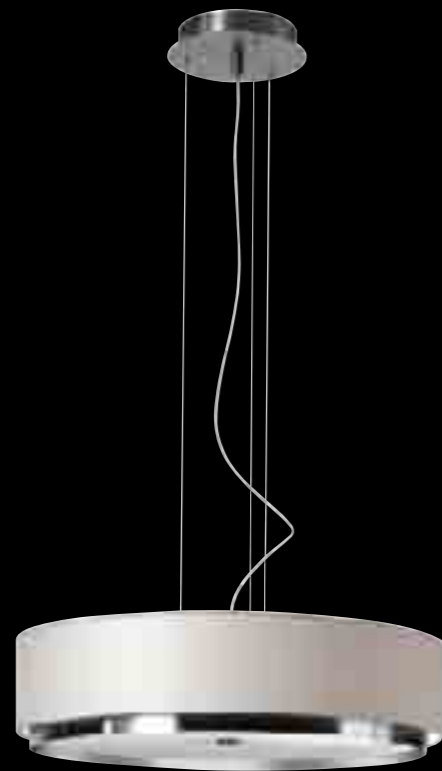


#### T-2725F

El. fluorescent | 2G10 | 4x36W ES

universal voltage ballast





## iris T-2714 | T-2714F | T-2715 | T-2715F <sup>3D</sup>

### estudi estiluz

Lámpara de techo con luz directa e indirecta. Pantalla en fibra de vidrio blanca o negra. Vidrio blanco satinado en parte superior e inferior. Altura regulable.

Pendant providing direct and indirect light. White or black fiberglass shade. Glass diffuser on top and bottom. Adjustable height.

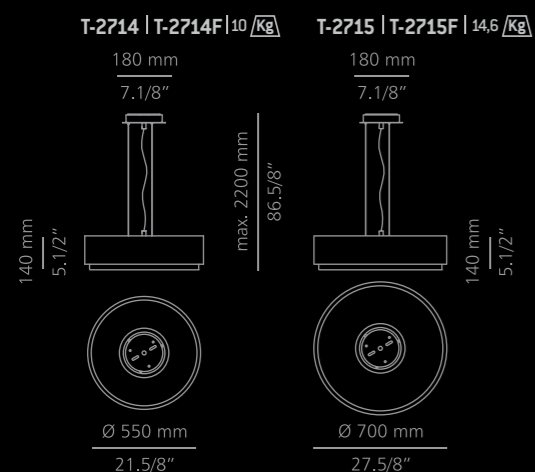
Pendelleuchte. Direktes und indirektes Licht. Fiberglassschirm weiß oder schwarz. Oberes und unteres Glas weiß satiniert. Höhenverstellbar.

Suspension lumière directe et indirecte. Abat-jour en tissu fibre de verre blanc ou noir. Fermé par verre blanc satiné. Hauteur réglable.

T-2714 | T-2714F | 22CR 37NI 61ORS | T-2715 | T-2715F | 26NE 74BL

Pantalla | Shade | Schirm | Abat-jour

26NE 27BL



<b>T-2714</b>	Inc.   E27   3x100W   230V	▽	
	El. Fluorescent   E27   3x25W   230V	▽ ES	
	Hal.   BT opal   E27   3x100W   230V	▽	
<b>T-2715</b>	Inc.   E27   3x100W   230V	▽	
	El. Fluorescent   E27   3x30W   230V	▽ ES	
	Hal.   BT opal   E27   3x100W   230V	▽	
<b>T-2714F</b>	El. fluorescent   2G10   2x36W	▽ ES	
	universal voltage ballast		
<b>T-2715F</b>	El. fluorescent   2G10   4x36W	▽ ES	
	universal voltage ballast		

CE (27BL) (26NE)



## iris T-2711 | T-2711F | T-2716 | T-2716F <sup>3D</sup>

estudi estiluz

Lámpara de techo con luz directa e indirecta. Pantalla en fibra de vidrio blanca o negra. Vidrio satinado en parte inferior. Altura regulable.

Pendant providing direct and indirect light. Elliptical shape. White or black fiberglass shade. Bottom glass diffuser. Adjustable height.

Pendelleuchte. Direktes und indirektes Licht. Fiberglasschirm weiß oder schwarz. Unteres Glas weiß satiniert. Höhenverstellbar.

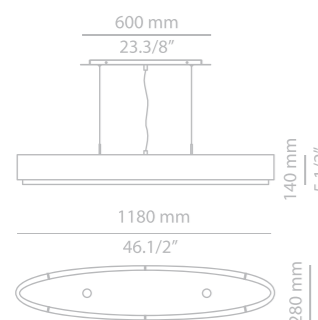
Suspension lumière directe et indirecte. Abatjour en tissu fibre de verre blanc ou noir. Verre blanc satiné inférieur. Hauteur réglable.

●● 22CR 37NI 61ORS

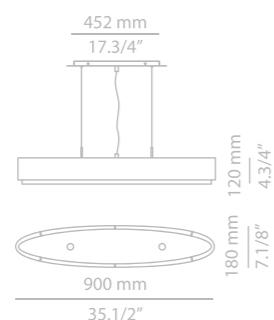
Pantalla | Shade | Schirm | Abat-jour

● 26NE 27BL

T-2711 | T-2711F | 11,4 Kg



T-2716 | T-2716F | 7,4 Kg



T-2711

Inc. | E14 | 6x60W | 230V  $\nabla$  ES   
El. Fluorescent | E14 | 6x11W | 230V  $\nabla$  ES 

T-2711F


El. Fluorescent | G24q2 | 6x18W | 230V  $\nabla$  ES 

T-2716

Inc. | E14 | 4x60W | 230V  $\nabla$  ES   
El. Fluorescent | E14 | 4x11W | 230V  $\nabla$  ES 

T-2716F

El. fluorescent | G24q2 | 4x18W | 230V  $\nabla$  ES 

CE   20  850° (27BL)  750° (26NE)

## cameo T-5605 <sup>3D</sup>

king&miranda design para inlight!

Lámpara de techo. Pantalla de policarbonato forrada en tejido elástico texturizado lavable. Altura regulable. Forro de tejido adicional opcional.

Pendant providing direct and indirect light. Polycarbonate shade covered with textured elastic washable textile shade. Adjustable height. Additional textile cover optional.

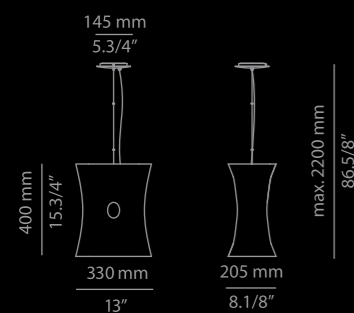
Pendelleuchte. Schirm aus Polycarbonat mit elastischem, waschbarem Textilüberzug. Höhenverstellbar. Zusätzlicher Textilüberzug optional.

Suspension. Abat-jour en polycarbonate gainé en tissu élastique lavable. Hauteur réglable. Tissu supplémentaire optionnel.

● 47NI MAT

Pantalla | Shade | Schirm | Abat-jour


● 27BL 55BG\*




### T-5605

Hal. | BT E27 | 2x100W | 230V

El. Fluorescent | E27 | 2x30W | 230V



\* Acabado/Finish 55:  
Pedido cantidad mínima. Consultar disponibilidad.  
Special order product. Please check availability.  
Sonderauftrag. Lieferzeit auf Anfrage.  
Minima de commande. Disponible à consulter.



## doppia T-2557 <sup>3D</sup>

oriol guimerà

Lámpara de techo con pantalla traslúcida exterior unida a una pantalla interior blanca por un anillo metálico de acero inoxidable. Altura regulable.

Pendant. Translucent exterior shade joined to a white interior shade by a stainless steel ring. Adjustable height.

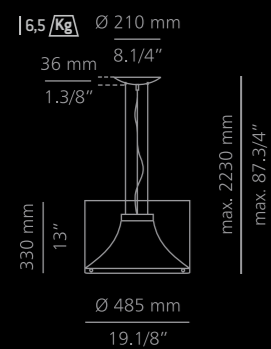
Pendelleuchte. Außenschirm transluzierender und weißer Innenschirm, verbunden durch einen Edelstahlring. Höhenverstellbar.

Suspension avec abat-jour maille en PVC translucide et diffuseur intérieur blanc, ensemble tenu par un anneau en acier inoxydable. Hauteur réglable.

● 53IN

Pantalla | Shade | Schirm | Abat-jour

●● 26NE 27BL 30GR



### T-2557

Hal. | E27 | 250W | 230V

El. Fluorescent | E27 | 60W | 230V





## karina T-2555 <sup>3D</sup>

estudi estiluz

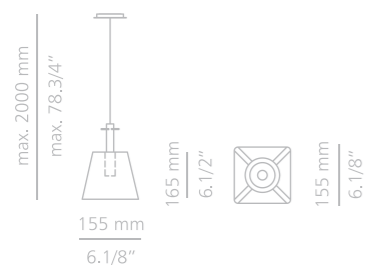
Lámpara de techo de cristal Pyrex transparente moldeado a mano. Altura regulable.

Pendant. Hand molded Pyrex glass. Adjustable height.

Pendelleuchte. Handgeformtes transparentes Pyrexglas. Höhenverstellbar.

Suspension en verre Pyrex transparent moulé à main. Hauteur réglable.

● 22CR



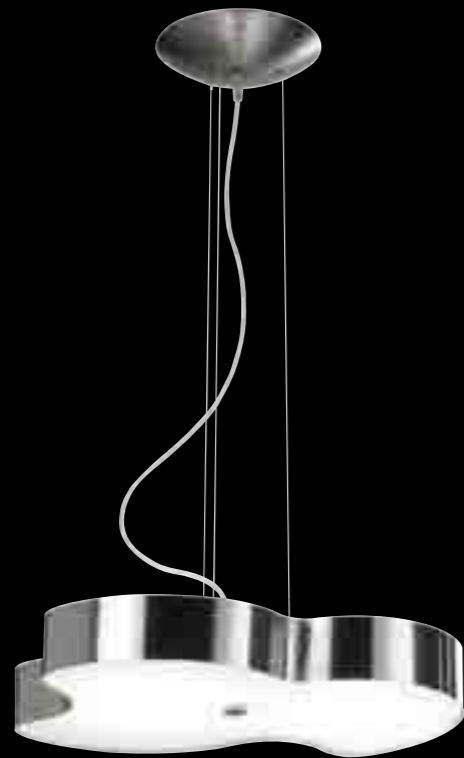
### T-2555

Hal. | GU10 | 75W | 230V

LED | GU10 | 7W | 230V ES

CE





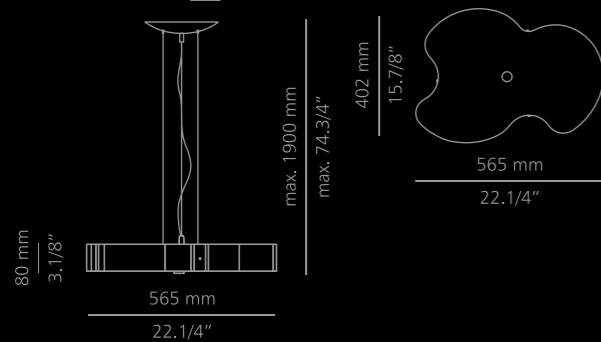
**dona T-2545 | T-2545F 3D**

estudi estiluz

Lámpara de techo con luz directa e indirecta. Vidrio superior blanco satinado e inferior opal blanco satinado. Altura regulable.  
 Pendant with direct and indirect light. White satin glass on the top. White opal satin glass on the bottom. Adjustable height.  
 Pendelleuchte. Direktes und indirektes Licht. Oberes Glas weiß satiniert und unteres Glas opal weiß satiniert. Höhenverstellbar.  
 Suspension avec lumière directe et indirecte. Verre supérieur blanc satiné et inférieur opalin blanc satiné. Hauteur réglable.

●●● 26NE 37NI 61ORS 74BL

T-2545 | T-2545F | 8 Kg



**T-2545**  
Hal. | R7s | 118mm | 2x150W | 230V

**T-2545F**  
El. fluorescent | 2G10 | 4x36W | ES  
universal voltage ballast

CE Ⓢ IP 20 96°



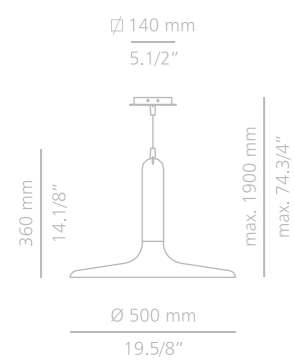
172

## luck T-2444 3D

ximo roca

Lámpara de techo. Luz directa. Altura regulable  
 Metallic pendant with direct ligh. Adjustable height.  
 Pendelleuchte. Direktes Licht. Höhenverstellbar.  
 Suspension lumière directe. Hauteur réglable.

● 37NI



### T-2444

Inc. opal globe | Ø 95mm | E27 | 100W | 230V   
 El.Fluorescent Opal globe | E27 | 20W | 230V ES

CE





## luck T-2443 <sup>3D</sup>

ximo roca

Lámpara de techo. Luz directa e indirecta. Altura regulable. Globo de cristal transparente cortado en diagonal.

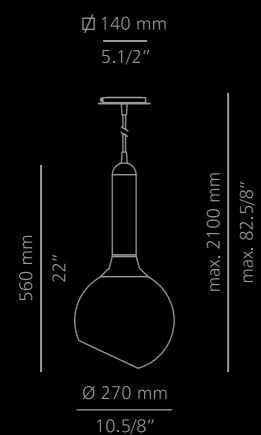
Metalllic pendant with direct and indirect light. Transparent glass ball shade, diagonal opening on the bottom. Adjustable height.

Metallpendel. Direktes und indirektes Licht. Höhenverstellbar.



Transparente Glaskugel, untere Schirmöffnung in diagonaler Schnitfführung.



Suspension en métal avec lumière directe et indirecte. Hauteur réglable. Globe transparent ouvert en coupe diagonale.

●●● 22CR 23PN 27BL 37NI



### T-2443

Inc. opal globe | Ø125mm | E27 | 100W | 230V  

El. Fluorescent Opal globe | E27 | 20W | 230V  

CE   



## luck T-2442 <sup>3D</sup>

ximo roca

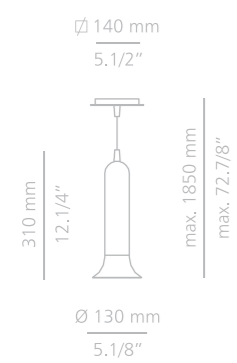
Lámpara de techo. Luz directa. Altura regulable.

Metallic pendant with direct light. Adjustable height.

Pendelleuchte. Direktes Licht. Höhenverstellbar.

Suspension lumière directe. Hauteur réglable.

●● 22CR 23PN 27BL 37NI



### T-2442

Hal. | GU10 | Ø63mm | 75W | 230V

LED | GU10 | Ø63mm | 7W | 230V ES



## venezia T-2535 <sup>3D</sup>

estudi estiluz

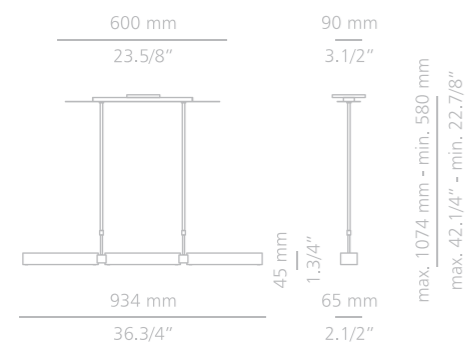
Lámpara telescópica con luz directa e indirecta. Cristal opal difusor en la parte inferior.

Metallic pendant providing direct and indirect light. Telescoping stems. Opal satin glass diffusers on the bottom.

Pendelleuchte. Direktes und indirektes Licht. Unteres Abdeckglas opal satiniert. Höhenverstellbar.

Suspension télescopique lumière directe et indirecte. Bas fermé par verres opalins satinés.


37NI 74BL



### T-2535

Hal. | R7s | 118mm | 3x150W | 230V





180

## T-2205 <sup>3D</sup>

estudi estiluz

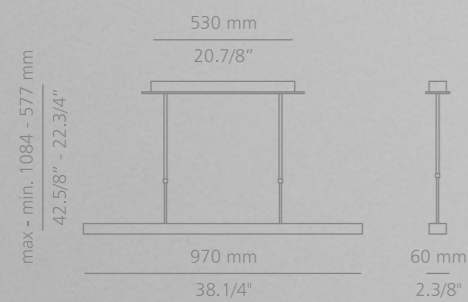
Lâmpara telescópica con luz directa e indirecta.

Metalllic pendant providing direct and indirect light. Telescoping stems.

Pendelleuchte. Direktes und indirektes Licht. Höhenverstellbar.

Suspension télescopique lumière directe et indirecte.

● 37NI 74BL



### T-2205

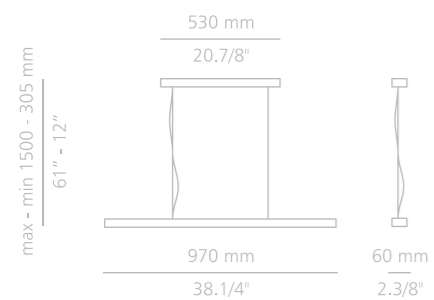
Hal. | R7s | 78mm | 3x100W | 230V

CE

**T-2206** <sup>3D</sup>**estudi estiluz**

Lámpara con luz directa e indirecta. Altura regulable  
 Metallic pendant providing direct and indirect light. Adjustable height.  
 Pendelleuchte. Direktes und indirektes Licht. Höhenverstellbar.  
 Suspension lumière directe et indirecte. Hauteur réglable.

● 37NI 74BL

**T-2206**

Hal. I R7s I 78mm I 3x100W I 230V

CE



## xian T-2487 | T-2488 <sup>3D</sup>

estudi estiluz

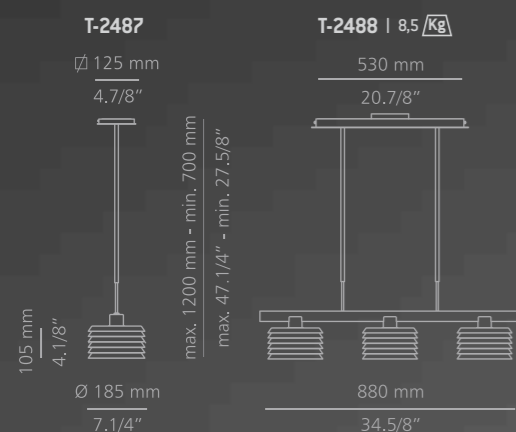
Lámpara telescópica. Pantalla formada por aros metálicos con cilindro de cristal opal en su interior.

Pendant. Telescoping stems. Shade consists of individual tapered metal rings spaced evenly with a white hand-blown cased glass diffuser.

Pendelleuchte. Schirm mit Metallringen, innen Glas opal weiß satiniert. Höhenverstellbar.

Suspension téléscopique. Abat-jour composé d'anneaux en métal et diffuseur intérieur en verre opalin blanc.

● 37NI



### T-2487

Inc. | E27 | 100W | 230V

El. Fluorescent | 93mm | E27 | 15W | 230V

Hal. | BT opal | E27 | 100W | 230V

### T-2488

Inc. | E27 | 3x100mm | 230V

El. Fluorescent | 93mm | E27 | 3x15W | 230V

Hal. | BT opal | E27 | 3x100W | 230V

CE

## T-1157 | T-1158 <sup>3D</sup>

leonardo marelli

Lámpara telescópica con luz directa e indirecta.

Metallic pendant providing direct and indirect light. Telescoping stems.

Pendelleuchte. Direktes und indirektes Licht. Höhenverstellbar.

Suspension télescopique lumière directe et indirecte.

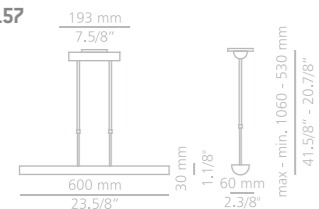
T-1157

●●● 22CR 36BR 37NI 61ORS

T-1158

●●●●○ 22CR 23PN 26NE 36BR 37NI 61ORS 74BL

T-1157



T-1157

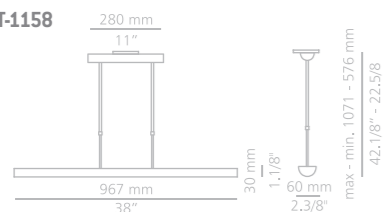
Hal. | R7s | 118mm | 2x150W | 230V

T-1158

Hal. | R7s | 118mm | 3x150W | 230V

CE IP 20

T-1158



## paris T-2417 | T-2418 | T-2419 <sup>3D</sup>

estudi estiluz

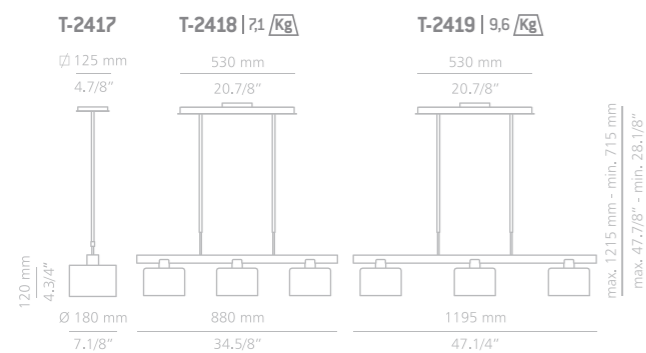
Lámpara telescópica. Tulipa opal blanca

Pendant. Telescoping stems. White hand blown cased glass shades.

Pendelleuchte. Glas opal weiß satiniert. Höhenverstellbar.

Suspension télescopique tulipe opale blanche

T-2417 | T-2418 | T-2419  
● 37NI | ● 37NI 610RS



### T-2417

Inc. | E27 | 100W | 230V  $\nabla$

El. Fluorescent | 112mm | E27 | 20W | 230V  $\nabla$  ES

Hal. | BT opal | E27 | 100W | 230V  $\nabla$

### T-2418

Inc. | E27 | 3x100W | 230V  $\nabla$

El. Fluorescent | 112mm | E27 | 3x20W | 230V  $\nabla$  ES

Hal. | BT opal | E27 | 3x100W | 230V  $\nabla$

### T-2419

Inc. | E27 | 3x100W | 230V  $\nabla$

El. Fluorescent | 112mm | E27 | 3x20W | 230V  $\nabla$  ES

Hal. | BT opal | E27 | 3x100W | 230V  $\nabla$

CE  $\oplus$  IP 20  $\gamma$  90°





**T-2259** 3D**estudi estiluz**

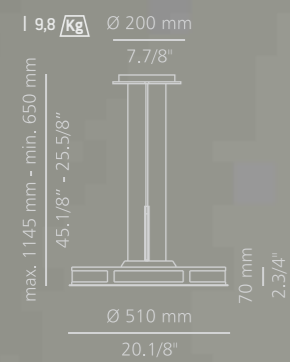
Lámpara con luz directa e indirecta. Vidrio opal blanco satinado. Cristal difusor superior. Altura regulable.

Pendant with direct and indirect light. White opal satin glass. Glass diffuser on top. Adjustable height.

Pendelleuchte. Direktes und indirektes Licht. Glas opal weiß satiniert. Abdeckglas satiniert. Höhenverstellbar.

Suspension halogène lumière directe et indirecte. Verre opalin blanc satiné. Verre diffuseur supérieur. Hauteur réglable.

● 37NI

**T-2259**

Hal. | R7s | 118mm | 300W | 230V

CE ⚡ IP 20 960°



## T-2128 | T-2129 <sup>3D</sup>

estudi estiluz

Lámpara con luz directa e indirecta. Vidrio óptico blanco satinado. Altura regulable

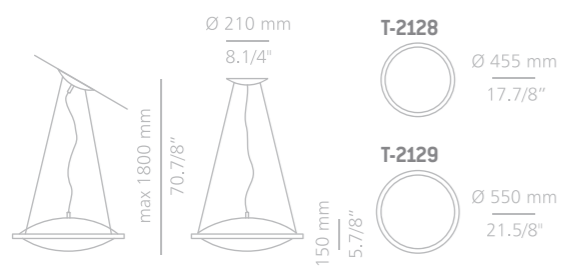
Pendant with direct and indirect light. White satin glass. Adjustable height.

Pendelleuchte. Direktes und indirektes Licht. Glas weiß satiniert. Höhenverstellbar.

Suspension lumière directe et indirecte. Verre blanc satiné. Hauteur réglable.

T-2128 | T-2129

● 37NI 74BL



**T-2128**

Ø 455 mm  
17.7/8"

**T-2129**

Ø 550 mm  
21.5/8"

### T-2128

El. Fluorescent | E27 | 2x20W | 230V  ES 

Hal. | BT opal | E27 | 2x150W | 230V 

Inc. | E27 | 2x150W | 230V 

### T-2129

El. Fluorescent | E27 | 2x25W | 230V  ES 

Hal. | BT opal | E27 | 2x150W | 230V 

Inc. | E27 | 2x150W | 230V 

CE   

**T-2120** 3D**estudi estiluz**

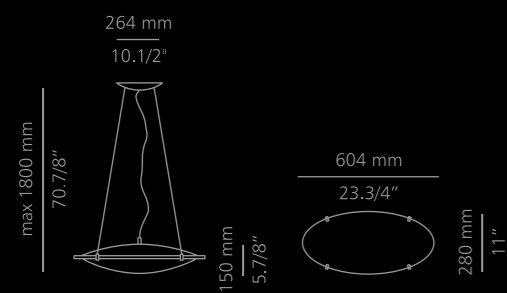
Lámpara con luz directa e indirecta. Vidrio óptico blanco satinado. Altura regulable.


Pendant with direct and indirect light. White satin glass. Adjustable height.


Pendelleuchte. Direktes und indirektes Licht. Glas weiß satiniert. Höhenverstellbar.


Suspension lumière directe et indirecte. Verre blanc satiné. Hauteur réglable.

● 37NI 74BL

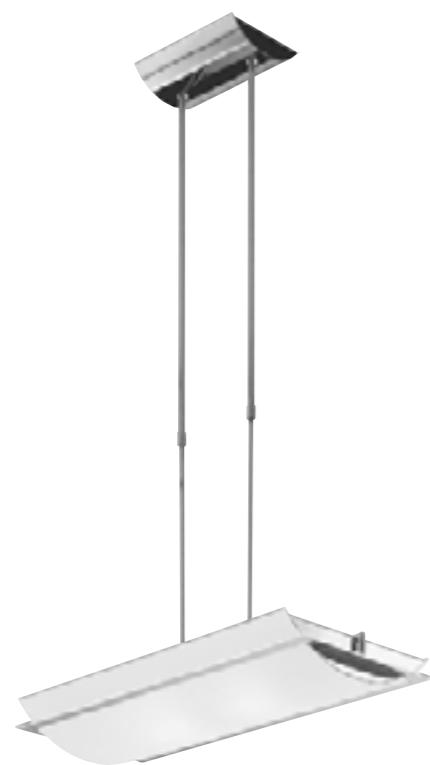
**T-2120**

El. fluorescent | E27 | 2x25W | 230V  ES

Hal. | BT opal | E27 | 2x150W | 230V 

Inc. | E27 | 2x150W | 230V 



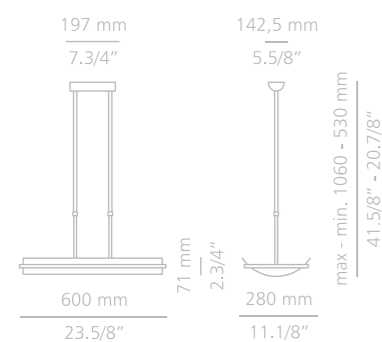


**T-1248A | T-1248AF** <sup>3D</sup>



leonardo marelli

Lámpara telescópica con luz directa e indirecta. Vidrio óptico blanco satinado  
 Pendant with direct and indirect light. Telescoping stems. White satin finish glass.  
 Pendelleuchte. Direktes und indirektes Licht. Glas weiß satiniert. Höhenverstellbar.  
 Suspension télescopique lumière directe et indirecte. Verre blanc satiné.

●● 22CR 37NI 61ORS



**T-1248A**  
 Hal. | R7s | 118mm | 2x150W | 230V  

**T-1248AF**  
 El. fluorescent | 2G11 | 2x24W  ES   
 universal voltage ballast

CE   IP 20  96° 



## T-1226 | T-1244 <sup>3D</sup>

leonardo marelli

Lámpara telescópica y extensible (T-1226). Tulipa opal blanca.

Pendant. Telescoping stems and horizontal extension (T-1226). White hand blown cased glass shade.

Pendelleuchte. Glas opal weiß satiniert. Höhenverstellbar. Seitlich ausziehbar (T-1226).

Suspension télescopique et extensible (T-1226). Tulipe opale blanche.

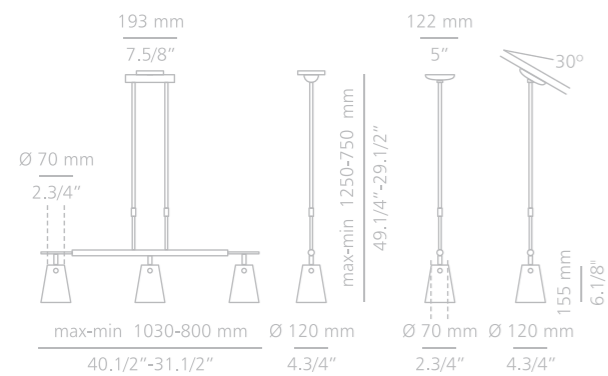
T-1226

●●● 22CR 23PN 37NI 61ORS


T-1244

●● 22CR 37NI

T-1226







T-1244



T-1226


Hal. | BT opal | E27 | 3x100W | 230V   
 Inc. | E27 | 3x100W | 230V   
 El. Fluorescent | 112mm | E27 | 3x20W | 230V  ES 

T-1244

Hal. | BT opal | E27 | 100W | 230V   
 Inc. | E27 | 100W | 230V   
 El. Fluorescent | 112mm | E27 | 20W | 230V  ES 

CE  





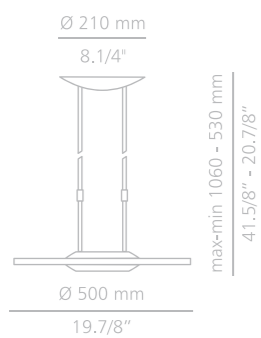
200

## T-1126 <sup>3D</sup>

leonardo marelli

Lámpara telescópica con luz directa e indirecta. Combinación de vidrio transparente y satinado.  
 Pendant with direct and indirect light. Telescoping stems. Combination transparent and satin glass accent.  
 Pendelleuchte. Direktes und indirektes Licht. Transparentes/satiniertes Glas. Höhenverstellbar.  
 Suspension télescopique lumière directe et indirecte. Verre transparent/satiné.

●● 22CR 37NI 61ORS



### T-1126


Hal. | R7s | 118mm | 300W | 230V



CE   

ertiluz®





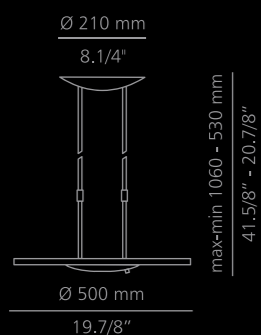
202

## T-1072

leonardo marelli

Lámpara telescópica con luz directa e indirecta. Combinación de vidrio transparente y satinado. Regulador.  
 Telescopic pendant providing direct and indirect light. Combination transparent/satin glass accent piece. Dimmer.  
 Pendelleuchte. Direktes und indirektes Licht. Transparentes/satiniertes Glas. Höhenverstellbar. Lichtregler.  
 Suspension télescopique lumière directe et indirecte. Verre transparent/ satiné. Variateur.

●●●● 21OR 22CR 26NE 37NI 61ORS




### T-1072

Hal. | R7s | 118mm | 300W | 230V













CE, IP 20, 960°










**205 sobremesas**  
table lamps  
tischleuchten  
lampes à poser



Pg 208	210	212	214	216
 e-llum M-5656 M-5657	 tulipà M-5727	 infioire M-5807	 quepí due M-5737	 elia M-2727
Pg 228	230	232	234	236
 tovier M-2404	 M-2377 M-2378	 M-9062 M-9063	 M-2029	 M-1137   L

Pg 218	220	222	224	226
 iris M-2717	 testa M-2817	 cameo M-5606 M-5607	 mitzy M-5626 M-5627	 karina M-2558
Pg 238				
 M-1144				

## e-llum M-5656 | M-5657 <sup>3D</sup>

king&miranda design para inlight!

Lámpara de sobremesa metálica con pantalla de cristal transparente y difusor blanco satinado. Regulador.

Metallic table lamp. Transparent hand spun glass shade. White satin glass lamp diffuser. Dimmer.

Tischleuchte. Glas transparent und weiß satiniert. Lichtregler.

Lampe de table en métal avec abat-jour en verre transparent et diffuseur en verre blanc satiné. Variateur.

● 47NI MAT

M-5656 | 6,5 Kg



M-5657 | 16 Kg



M-5656

Hal. | BT Opal E27 | 100W | 230V  $\nabla$

El. Fluor. Reg/Dim | 128mm | E27 | 15W | 230V  $\nabla$  ES

M-5657

Hal. | E27 | 250W | 230V  $\nabla$





## tulipà M-5727 <sup>3D</sup>

king&miranda design para inlight!

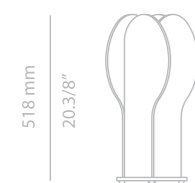
Lámpara de sobremesa de cristal. Cuatro pétalos opales planos encolados en forma de columna. Regulador de intensidad.

Table lamp. Glass column structure comprising four flat opal petals overlapped. Cord dimmer.

Tischleuchte. Glassäule mit vier aufrechten, opalen Blütenblättern. Lichtregler.

Lampe de table. Colonne de verre. Quatre pétales debout en verre opalin plat. Variateur.

M-5727 | 8,2 Kg



M-5727

Hal. | BT Opal | E27 | 150W | 230V

El. Fluorescent reg./dim. | E27 | 20W | 230V

CE

## infiore M-5807 <sup>3D</sup>

lagranja para inlight!

Lámpara de sobremesa con pantalla de pétalos en policarbonato bi-inyectado creando un efecto bicolor. Cristal protector de bombilla satinado. Pie metálico con base en forma circular plana. Incorpora regulador.

Table lamp composed by a group of petals in bi-injected polycarbonate, creating unexpected colour effects. Bulb protected by a satin glass. Metallic body with a circular base. Dimmer.

Tischleuchte. Zweilagige Polycarbonat Blütenkrone mit Bicoloreffekt. Runder Metallfuß. Lichtregler.

Lampe de table avec abat-jour conçu comme un ensemble de pétales en polycarbonate injecté, avec un effet bicolore. Ampoule protégée par un verre satiné. Pied en métal avec base plane circulaire. Variateur.

● 74BL

Pantalla | Shade | Schirm | Abat-jour

●● 27BL 28VE 30GR



Ø 300 mm  
11.3/4"


455 mm  
17.7/8"



Ø550 mm  
21.5/8"

### M-5807

Hal. | R7s | 78mm | 250W | 230V





## quepí due M-5737 <sup>3D</sup>

king&miranda para inlight!

Lámpara de sobremesa metálica con pantalla en acero inoxidable de espesor extra fino y cristal difusor matizado.

Metallisch table lamp. Stainless steel shade. White satin glass lamp diffuser.

Metalltischleuchte mit doppeltem Schirm aus feinem Edelstahl und satiniertem Glas.

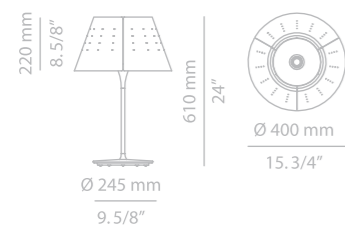
Lampe à poser en métal avec double abat-jour en acier inoxydable extrafin et verre intérieur satiné.

- 47NI MAT

Pantalla | Shade | Schirm | Abat-jour

- 33IN MAT

M-5737 | 11,2 Kg



M-5737

Hal. | E27 | 250W | 230V

El. Fluorescent | 112mm | E27 | 20W | 230V

CE IP20 960°





**elia M-2727** 3D

estudi estiluz

Sobremesa. Luz directa e indirecta. Pantalla con doble aro metálico. Aro interior blanco de diámetro inferior, creando un suave efecto luminoso. Vidrio óptico blanco satinado en parte superior e inferior. Regulador electrónico de intensidad.

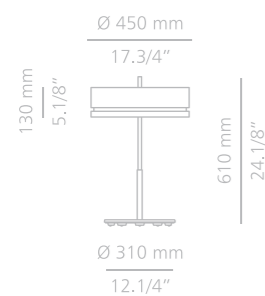
Table lamp with direct and indirect light. Double metal ring. Interior white ring is smaller in diameter creating a soft luminous effect. Glass diffuser on top and bottom. Electronic dimmer.

Tischleuchte mit doppeltem Metallring. Innenring schmaler und weiß lackiert, zwischen beiden Elementen ein dekorativer Lichtaustritt. Direktes und indirektes Licht. Oberer und unterer Glasdiffusor weiß satiniert. Lichtregler.

Lampe à poser en métal avec rainure déco éclairée. Lumière directe et indirecte. Abat-jour fermé par deux verres blanc satiné. Variateur électronique.

●○ 26NE 37NI 74BL

M-2727 | 144 Kg



**M-2727**

Inc. | E27 | 3x100W | 230V

Hal. | BT opal | E27 | 3x100W | 230V





## iris M-2717 <sup>3D</sup>

estudi estiluz

Sobremesa metálica con luz directa e indirecta. Pantalla en fibra de vidrio blanca o negra. Vidrio óptico blanco satinado en parte superior e inferior. Regulador electrónico de intensidad.

Table lamp with direct and indirect light. White or black fiberglass shade. Glass diffuser on top and bottom. Electronic dimmer.

Tischleuchte. Direktes und indirektes Licht. Fiberglasschirm weiß oder schwarz. Oberes und unteres Glas weiß satiniert. Lichtregler.

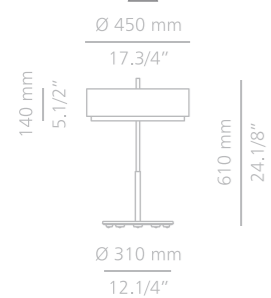
Lampe à poser lumière directe et indirecte. Abat-jour en tissu fibre de verre blanc ou noir. Fermé par verre blanc satiné. Variateur.

●● 22CR 37NI 61ORS

Pantalla | Shade | Schirm | Abat-jour

● 26NE 27BL

M-2717 | 12,8 Kg



M-2717

Inc. | E27 | 3x100W | 230V

Hal. | BT opal | E27 | 3x100W | 230V

El. Fluorescent reg./dim. | E27 | 3x20W | 230V



CE IP 20 850° (27BL) 750° (26NE)



220

## testa M-2817 <sup>3D</sup>

estudi estiluz

Lámpara de sobremesa con estructura metálica y pantalla de algodón.  
Cristal blanco satinado superior y tapa blanca metálica perforada inferior. Regulador.

Table lamp with metallic structure and cotton shade. Top satin glass and perforated white diffuser on the bottom. Cord dimmer.

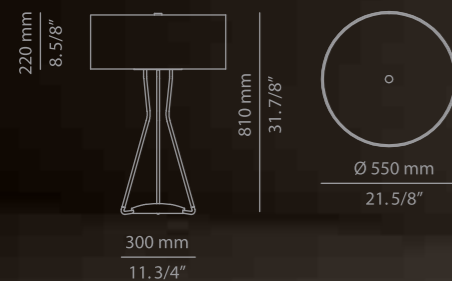
Tischleuchte aus Metall und Baumwollschirm. Satiniertes Glas oben, perforierte weiße Abdeckung unten. Lichtregler.

Lampe de table avec structure métallique et abat-jour en coton. Verre supérieur blanc satiné et cache métallique inférieur perforé.  
Variateur d'intensité.

● 26NE 74BL

Pantalla | Shade | Schirm | Abat-jour

● 26NE 27BL




### M-2817

Inc. | E27 | 3x100W | 230V

Hal. | BT opal | E27 | 3x100W | 230V

EI. Fluor. Reg/Dim | E27 | 3x20W | 230V ES







222

## cameo M-5606 | M-5607 3D

king&miranda design para inlight!

Lámpara de sobremesa metálica. Pantalla de policarbonato forrada en tejido elástico texturizado lavable. Forro adicional opcional.

Metalllic table lamp with direct and indirect light. Polycarbonate shade covered with textured elastic washable textile shade. Additional textile cover optional.

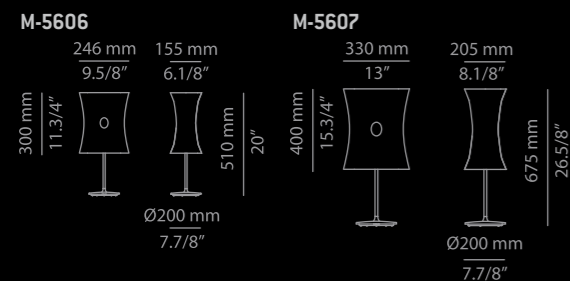
Metalltischleuchte. Schirm aus Polycarbonat mit elastischem, waschbarem Textilüberzug. Zusätzlicher Textilüberzug optional.

Lampe à poser. Abat-jour en polycarbonate gainé en tissu élastique lavable. Tissu supplémentaire optionnel.

● 47NI MAT


Pantalla | Shade | Schirm | Abat-jour

● 27WH 55BG\*




**M-5606**  
Hal. | BT Opal | E27 | 2x60W | 230V   
El. Fluorescent | E27 | 2x25W | 230V ES

**M-5607**  
Hal. | BT Opal | E27 | 2x100W | 230V   
El. Fluorescent | E27 | 2x30W | 230V ES



\* Acabado/Finish55:  
Pedido cantidad mínima. Consultar disponibilidad.  
Special order product. Please check availability.  
Sonderauftrag. Lieferzeit auf Anfrage.  
Minima de commande. Disponible à consulter.



**mitzy M-5626 | M-5627** 3D

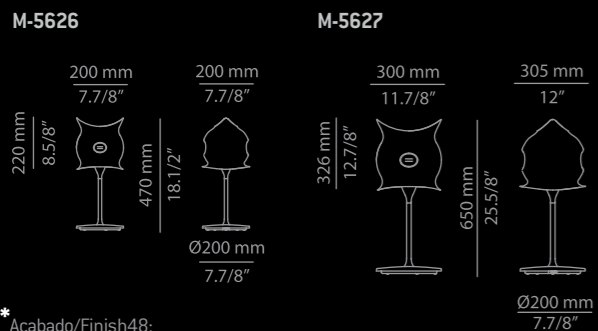
king&miranda design para inlight!

Lámpara de sobremesa metálica. Pantalla de policarbonato forrada en tejido elástico texturizado lavable. Forro adicional opcional.  
 Metallic table lamp with direct and indirect light. Polycarbonate shade covered with textured elastic washable textile shade. Additional textile cover optional.  
 Metalltischleuchte. Schirm aus Polycarbonat mit elastischem, waschbarem Textilüberzug. Zusätzlicher Textilüberzug optional.  
 Lampe à poser. Abat-jour en polycarbonate gainé en tissu élastique lavable. Tissu supplémentaire optionnel.

● 47NI MAT

Pantalla | Shade | Schirm | Abat-jour

● 27BL 48RJ\*



**M-5626**  
 Hal. | BT opal | E27 | 100W | 230V   
 El. Fluorescent | 112mm | E27 | 20W | 230V ES

**M-5627**  
 Hal. | BT Opal | E27 | 150W | 230V   
 El. Fluorescent | E27 | 30W | 230V ES

CE IP 20 850°

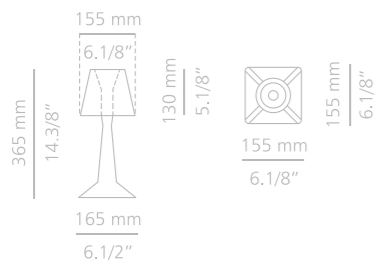
\* Acabado/Finish48:  
 Pedido cantidad mínima. Consultar disponibilidad.  
 Special order product. Please check availability.  
 Sonderauftrag. Lieferzeit auf Anfrage.  
 Minima de commande. Disponible à consulter.




**karina M-2558** 3D

estudi estiluz

Lámpara de sobremesa de cristal Pyrex transparente moldeado a mano. Regulador electrónico.  
 Table lamp. Hand molded Pyrex glass. Electronic cord dimmer.  
 Tischleuchte. Handgeformtes transparentes Pyrexglas. Schnurdimmer.  
 Lampe à poser en verre Pyrex transparent fait main. Variateur électronique.



**M-2558**  
 Hal. | G-9 | 60W | 230V



228

## tovier M-2404 <sup>3D</sup>

dikas design

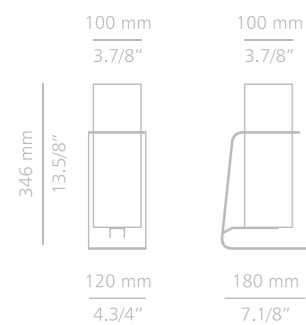
Lámpara de sobremesa. Tulipa opal blanca.

Table lamp. White hand blown cased glass shade.

Tischleuchte. Glas opal weiß satiniert.

Lampe à poser. Tulipe opale blanche.

● 37NI 74BL



### M-2404

Inc. | E27 | 100W | 230V

Hal. | BT opal | E27 | 100W | 230V

El. Fluorescent | E27 | 30W | 230V

CE 96%





**M-2377 | M-2378** 3D

estudi estiluz

Lámpara de sobremesa. Tulipa opal blanca.

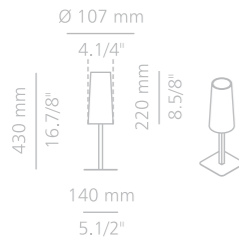
Table lamp. White hand blown cased glass shade.

Tischleuchte. Glas opal weiß.

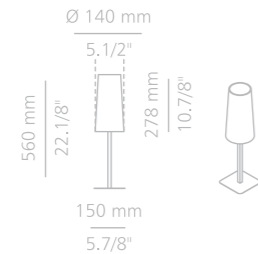
Lampe à poser. Tulipe opale blanche.

● 22CR 23PN 37NI

**M-2377**



**M-2378**



**M-2377**

Inc. | E27 | 100W | 230V ▽

Hal. | BT opal | E27 | 100W | 230V ▽

El. Fluorescent | E27 | 25W | 230V ▽ ES



**M-2378**

Inc. | E27 | 100W | 230V ▽

Hal. | BT opal | E27 | 100W | 230V ▽

El. Fluorescent | E27 | 30W | 230V ▽ ES



CE □ IP 20 960°





**M-9062 | M-9063** 3D

leonardo marelli

Lámpara de sobremesa. Interruptor de encendido/apagado en la base. Tulipa opal blanca.

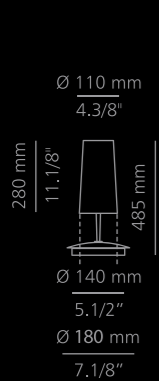
Table lamp. On/off switch built in the base. White hand blown cased glass shade.

Tischleuchte. Schalter im Leuchtenfuß. Glas opal weiß.

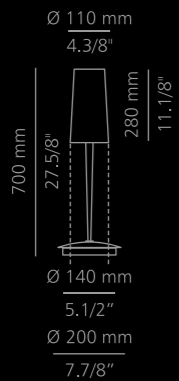
Lampe à poser. Tulipe opale blanche.

● 22CR 37NI

M-9062



M-9063



**M-9062 | M-9063**

Inc. | E27 | 150W | 230V

Hal. | BT opal | E27 | 150W | 230V

El. fluorescent | E27 | 30W | 230V



**M-2029** 3D

leonardo marelli

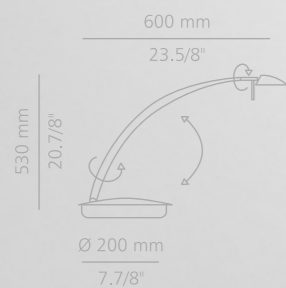
Lámpara de sobremesa con luz directa orientable. Regulador de intensidad en la base.

Table lamp. Articulating arm and head. Integrated dimmer built in the base.

Tischleuchte. Direktes Licht. Beweglicher Leuchtenkopf. Dimmer im Leuchtenfuß.

Lampe à poser lumière directe orientable. Variateur.

●● 22CR 37NI 61ORS

**M-2029**

Hal. | GY 6.35 | 50W | 12V






**M-1137 | M-1137L\*** 

leonardo marelli

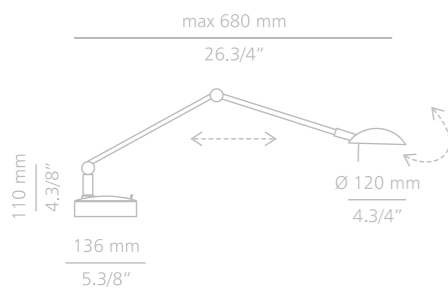
Lámpara de sobremesa con luz directa orientable. Transformador e interruptor de doble intensidad 35 y 50W para bombilla halógena o fuente LED blanca cálida de 5W.

Table lamp. Articulating arm and head with an integrated transformer and double intensity switch for halogen source or 5W LED source warm white.

Tischleuchte. Beweglicher Leuchtenkopf. Direktes Licht. Transformator, 2-Stufenschalter, 35 und 50W Halogen oder direktes Licht mit 5W warmem, weißem LED.

Lampe à poser lumière directe. Transformateur et interrupteur double intensité 35 et 50W halogène ou LED blanche chaude de 5W.

 21OR 22CR 26NE 36BR 37NI 61ORS 74 BL



**M-1137**  
Hal. | GY 6,35 | 50W | 12V  

**M-1137L**  
LED hi-power warm white | 5W | 230V  ES

\* Pedido cantidad mínima. Consultar disponibilidad.  
Special order product. Please check availability.  
Sonderauftrag. Lieferzeit auf Anfrage.  
Minima de commande. Disponible à consulter.





**M-1144** 3D

leonardo marelli

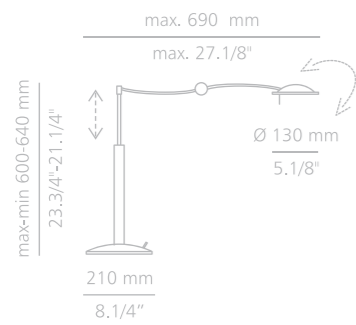
Lámpara de sobremesa con luz directa orientable. Telescópica. Transformador e interruptor de doble intensidad 35 y 50W.

Table lamp providing direct light. Articulating arm and head. Integrated transformer and double intensity switch.

Tischleuchte. Direktes Licht. Beweglicher Leuchtenkopf. Höhenverstellbar. Transformator, 2-Stufenschalter, 35 und 50W.

Lampe à poser lumière directe orientable. Télésopique. Transformateur et interrupteur double intensité 35 et 50W.

● 22CR 37NI




**M-1144**




















Hal. I GY 6,35 I 50W I 12V
















CE, RoHS, Energy Star, 960°





**241 pie**  
floor lamps  
stehleuchten  
lampadaires

Pg 244	246	248	250	252
 e-llum P-5658 P-5659	 infiore P-5809	 quepí due P-5739	 elia P-2729	 iris P-2719
Pg 264	266	268	270	272
 doppia P-2559	 cameo P-5609	 P-8077A	 venezia P-2538	 P-2455
Pg 284	286	288	290	292
 P-2347	 P-1122	 P-2312	 P-2314	 P-7030
Pg 304	306	308	310	
 p-7022	 p-1139   L	 p-1145	 p-1062	

Pg 254	256	258	260	262
 iris P-2718	 testa P-2818 P-2819	 maiden P-2828	 swing P-2709	 cep P-2859
Pg 274	276	278	280	282
 P-2164 P-2165	 P-1129	 P-1127   L	 P-2373	 P-1225 P-1235
Pg 294	296	298	300	302
 P-9065 P-9066	 P-1070	 P-1171	 paris p-2414	 xian p-2484



## e-llum P-5658 | P-5659

king&miranda design para inlight!

Lámpara de pie metálica con pantalla de cristal transparente y difusor blanco satinado. Regulador.

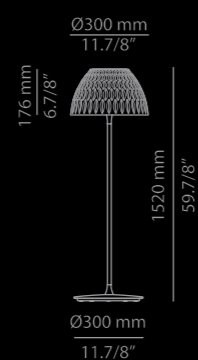
Metallic floor lamp. Transparent hand spun glass shade. White satin glass lamp diffuser. Dimmer.

Stehleuchte. Glas transparent und weiß satiniert. Lichtregler.

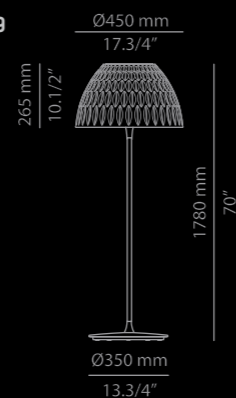
Lampadaire en métal avec abat-jour en verre transparent et diffuseur en verre blanc satiné. Variateur.

● 47NI MAT

P-5658



P-5659



P-5658

Hal. | BT opal | E27 | 1x100W

El. Fluor. Reg/Dim 128mm | E27 | 15W | 230V

P-5659

Hal. | E27 | 250W | 230V



## infiore P-5809 <sup>3D</sup>

lagranja para inlight!

Lámpara de pie con pantalla de pétalos en policarbonato bi-inyectado, creando un efecto bicolor. Cristal protector de bombilla satinado. Pie metálico con base en forma circular plana. Regulador

Floor lamp composed by a group of petals in bi-injected polycarbonate, creating unexpected colour effects. Bulb protected by a satin glass. Metallic body with a circular base. Includes dimmer.

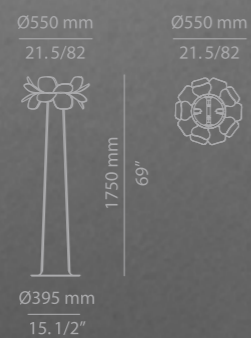
Stehleuchte . Zweilagige Polycarbonat Blütenkrone mit Bicoloreffekt. Runder Metallfuß. Lichtregler.

Lampadaire avec abat-jour conçu comme un ensemble de pétales en polycarbonate injecté, avec un effet bicolore. Ampoule protégée par un verre satiné. Pied en métal avec base plane circulaire. Variateur.

● 74BL

Pantalla | Shade | Schirm | Abat-jour


● 27BL 28VE 30GR



### P-5809

Hal. | R7s | 78mm | 250W | 230V





## quepí due P-5739 <sup>3D</sup>

king&miranda design para inlight!

Lámpara de pie con pantalla en acero inoxidable de espesor extra fino y cristal difusor matizado.

Metalllic floor lamp. Stainless steel shade. White satin glass lamp diffuser.

Metallstehleuchte mit doppeltem Schirm aus feinem Edelstahl und satiniertem Glas.

Lampadaire en métal avec double abat-jour en acier inoxydable extrafin et verre intérieur satiné.

- 47NI MAT

Pantalla | Shade | Schirm | Abat-jour

- 33IN MAT





### P-5739

Hal. | E27 | 250W | 230V

El. Fluorescent | 112mm | E27 | 20W | 230V ES

CE





## elia P-2729 <sup>3D</sup>

### estudi estiluz

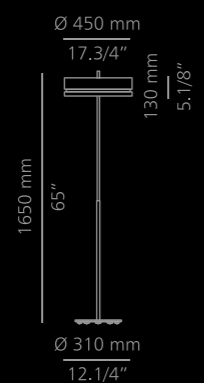
Lámpara de pie. Luz directa e indirecta. Pantalla con doble aro metálico. Aro interior blanco de diámetro inferior, creando un suave efecto luminoso. Vidrio óptico blanco satinado en parte superior e inferior. Regulador.

Floor lamp with direct and indirect light. Double metal ring. Interior white ring is smaller in diameter creating a soft luminous effect. Glass diffuser on top and bottom. Dimmer.

Stehleuchte mit doppeltem Metallring. Innenring schmaler und weiß lackiert, zwischen beiden Elementen ein dekorativer Lichtaustritt. Direktes und indirektes Licht. Oberer und unterer Glasdiffusor weiß satiniert. Lichtregler.

Lampadaire en métal avec rainure déco éclairée. Lumière directe et indirecte, fermé par deux verres blancs satinés. Variateur.

●● 26NE 37NI 74BL



#### P-2729

Inc. | E27 | 3x100W | 230V

Hal. | BT opal | E27 | 3x100W | 230V



## iris P-2719 <sup>3D</sup>

estudi estiluz

Lámpara de pie metálica con luz directa e indirecta. Pantalla en fibra de vidrio blanca o negra. Vidrio óptico blanco satinado en parte superior e inferior. Regulador.

Floor lamp with direct and indirect light. White or black fiberglass shade. Glass diffuser on top and bottom. Electronic dimmer.

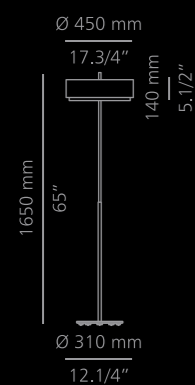
Stehleuchte. Direktes und indirektes Licht. Fiberglasschirm weiß oder schwarz. Oberes und unteres Glas weiß satiniert. Lichtregler.

Lampadaire en métal. Abat-jour en tissu fibre de verre blanc ou noir. Fermé par verre blanc satiné. Variateur.

●● 22CR 37NI 61ORS

Pantalla | Shade | Schirm | Abat-jour

● 26NE 27BL



### P-2719

Inc. | E27 | 3x100W | 230V

Hal. | BT opal | E27 | 3x100W | 230V

El. Fluorescent reg./dim. | E27 | 3x20W | 230V

CE 850° (27BL) 750° (26NE) IP 20





## iris P-2718 <sup>3D</sup>

estudi estiluz

Lámpara de pie telescópica. Desplazamiento lateral máximo de 30°. Pantalla en fibra de vidrio blanca o negra. Vidrio óptico blanco satinado en parte inferior y tapa metálica superior. Regulador.

Floor lamp with direct and indirect light. Telescoping stem. Maximum swing of 30°. White or black fiberglass shade. Glass diffuser on bottom and white metal diffuser on top. Electronic dimmer.

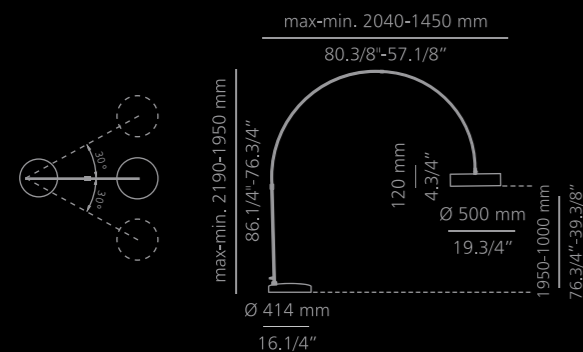
Bogenleuchte. Höhe und Reichweite verstellbar. Seitlich bis maximal 30° schwenkbar. Fiberglas Schirm weiß oder schwarz. Unteres Glas weiß satiniert. Weiße Metallabdeckung oben. Lichtregler.

Lampadaire télescopique. Pivotement latéral maximum tête à 30° position centrale. Abat-jour en tissu fibre de verre blanc ou noir. Fermé par verre blanc satiné. Variateur.

●● 22CR 37NI 61ORS

Pantalla | Shade | Schirm | Abat-jour

● 26NE 27BL



### P-2718

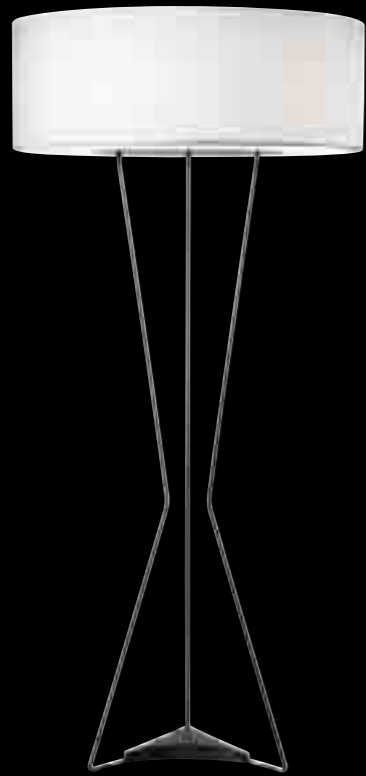
Inc. | E27 | 3x100W | 230V

Hal. | BT opal | E27 | 3x100W | 230V

El. Fluor. Reg/Dim | 128mm | E27 | 3x15W | 230V

CE IP 20 850° (27BL) 750° (26NE)





testa P-2818 | P-2819 3D

estudi estiluz

Lámparas de pie con estructura metálica y pantalla de algodón. Regulador. P-2818: cristal blanco satinado superior y tapa blanca metálica perforada inferior. P-2819: cristal blanco satinado inferior. Kit adicional perforado blanco superior.

Floor lamps with metallic structure and cotton shade. Dimmer. P-2818 Top satin glass and perforated white bottom diffuser. P-2819 Satin glass on the bottom. Additional top perforated white diffuser kit.

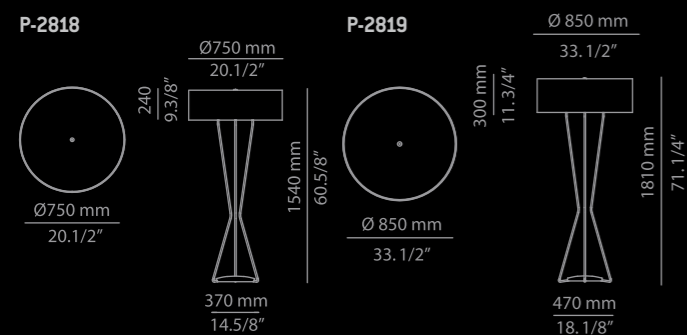
Stehleuchte aus Metall und Baumwollschirm. Lichtregler. P-2818: Satiniertes Glas oben, perforierte weiße Abdeckung unten. P-2819: Satiniertes Glas unten. Perforierte weiße Abdeckung oben optional.

Lampadaire avec structure métallique et abat-jour en coton. Variateur. P-2818: Verre supérieur blanc satiné et cache métallique inférieur perforé. P-2819: Verre blanc satiné inférieur. Kit supplémentaire métallique supérieur.

● 26NE 74BL



Pantalla | Shade | Schirm | Abat-jour

● 26NE 74BL



**P-2818 | P-2819**  
 Hal. BT opal | E27 | 3x150W | 230V  
 Inc. | E27 | 3x150W | 230V  
 El. Fluor. Reg/Dim | E27 | 3x20W | 230V

CE IP20 850°



## maiden P-2828 <sup>3D</sup>

### estudi estiluz

Lámpara de pie metálica. Pie en forma de trípode y pantalla de algodón.  
Regulador de intensidad. Kit adicional revistero y kit adicional mesita.

Metallic floor lamp. Tripod leg and cotton shade. Dimmer.  
Optional magazine holder kit. Optional table kit.

Metallstehleuchte. Fuß in Stativform, Baumwollschirm.  
Zeitungsständer- und Tisch-Kit optional. Lichtregler.

Lampadaire avec trépied en métal et abat-jour en coton. Variateur.  
Kit additionnel porte-revues. Kit additionnel tablette.

26 NE

Pantalla | Shade | Schirm | Abat-jour | Mesita | Table | Tisch | Tablette

26NE  27BL

26NE

Revistero | Magazine holder | Zeitungsständer | porte-revues

26 NE

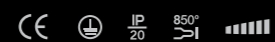


### A-2828

Inc. | E27 | 2x100W | 230V

Hal. | BT opal | E27 | 2x100W | 230V

El. Fluor. Reg/Dim | E27 | 2x20W | 230V





## swing P-2709 <sup>3D</sup>

estudi estiluz

Lámpara de pie inclinable con estructura metálica y pantalla de algodón.  
Cristal óptico satinado en la parte inferior y tapa blanca metálica perforada superior.

Inclinable floor lamp with a metallic body and cotton shade.  
White satin glass on the bottom and perforated white diffuser on the top.

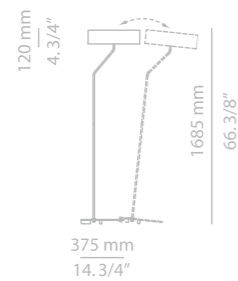
Neigbare Stehleuchte aus Metall und Baumwollschirm.  
Weißes, satiniertes Glas unten und perforierte weiße Metallabdeckung oben.

Lampadaire avec pied métal basculable et abat-jour en coton.  
Verre inférieur optique satiné anti-éblouissement et cache métallique supérieur perforé.

● 22CR/NE 37NI

Pantalla | Shade | Schirm | Abat-jour

● 26NE



Ø 450 mm  
17.3/4"

### P-2709

Inc. | E27 | 2x100W | 230V

Hal. | BT opal | E27 | 2x100W | 230V

El. Fluorescent | E27 | 2x20W | 230V ES





## cep P-2859 <sup>3D</sup>

estudi estiluz

Lámpara de pie con pie de cristal iluminado en su interior y pantalla de policarbonato o algodón. Interruptor de doble encendida.

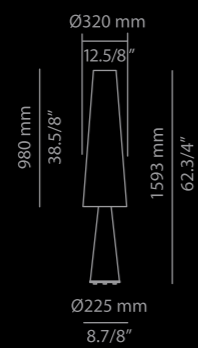
Floor lamp with a white opal satin glass base with light inside and polycarbonate or cotton shade. Double switch.

Stehleuchte mit illuminiertem Opalglasfuß weiß satiniert. Polycarbonat- oder Baumwollschirm. Doppelschalter.

Lampadaire avec pied en verre illuminé à l'intérieur et abat-jour en polycarbonate ou coton. Interrupteur avec double allumage.

Pantalla | Shade | Schirm | Abat-jour

○ 26NE(cotton) | ● 27BL(polycarb.)



### P-2859

Inc. | E27 | 3x100W | 230V

Hal. | BT opal | E27 | 3x100W | 230V

El. Fluorescent | E27 | 3x30W | 230V ES

CE





## doppia P-2559 <sup>3D</sup>

oriol guimerà

Lámpara de pie metálica con pantalla traslúcida exterior unida a una pantalla interior blanca, por un anillo metálico de acero inoxidable. Regulador.

Metallic floor lamp. Translucent exterior shade joined to a white interior shade by a stainless steel ring. Dimmer.

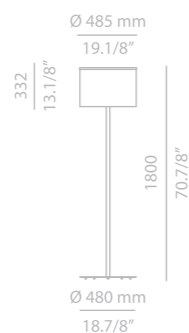
Metallstehleuchte. Transluzirender Außenschirm und weißer Innenschirm verbunden durch einen Edelstahlring. Lichtregler.

Lampadaire métallique avec abat-jour extérieur translucide et diffuseur intérieur blanc; ensemble tenu par un anneau en acier inoxydable. Variateur.

● 53IN

Pantalla | Shade | Schirm | Abat-jour

● 26NE 27BL 30GR



### P-2559

Hal. | E27 | 250W | 230V  $\nabla$  ES

El. Fluor. Reg/Dim | E27 | 20W | 230V  $\nabla$  ES





## cameo P-5609

king&miranda design para inlight!

Lámpara de pie metálica. Pantalla de policarbonato forrada en tejido elástico texturizado lavable. Forro adicional opcional.

Floor lamp providing direct and indirect light. Polycarbonate shade covered with textured elastic washable textile shade. Additional textile cover optional.

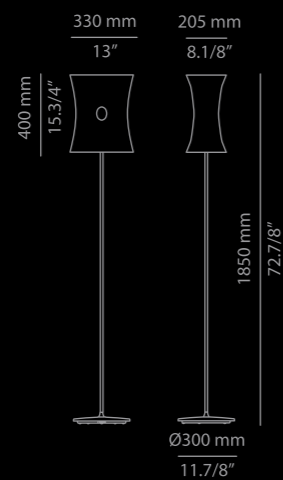
Metallstehleuchte. Schirm aus Polycarbonat mit elastischem, waschbarem Textilüberzug. Zusätzlicher Textilüberzug optional.

Lampadaire. Abat-jour en polycarbonate gainé en tissu élastique lavable. Tissu supplémentaire optionnel.



● 47NI MAT



Pantalla | Shade | Schirm | Abat-jour


● 27BL 55BG \*



### P-5609

Hal. | BT Opal | E27 | 2x100W | 230V  

El. Fluorescent | E27 | 2x30W | 230V  ES 



\* Acabado/Finish55:

Pedido cantidad mínima. Consultar disponibilidad.

Special order product. Please check availability.

Sonderauftrag. Lieferzeit auf Anfrage.

Minima de commande. Disponible à consulter.



## P-8077A

leonardo marelli

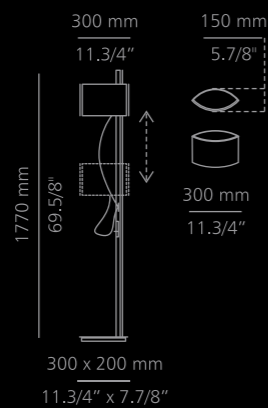
Lámpara de pie con luz directa e indirecta. Pantalla metálica con vidrio óptico blanco satinado y regulable en altura. Regulador de intensidad en el cuerpo de la lámpara.

Floor lamp with direct and indirect light. Adjustable height shade with white satin glass diffuser. Dimmer control is located at seated level.

Stehleuchte. Direktes und indirektes Licht. Höhenverstellbarer Metallschirm mit Glasreflektor weiß satiniert. Lichtregler in Handreichhöhe.


Lampadaire halogène lumière directe et indirecte. Abat-jour métal et verre optique blanc satiné, réglable en hauteur. Variateur intégré sur la tige.

● 37NI




### P-8077A

Hal. | R7s | 118mm | 300W | 230V







## venezia P-2538 <sup>3D</sup>

### estudi estiluz

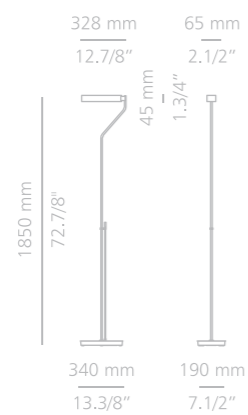
Lámpara de pie con luz directa e indirecta. Cristal opal difusor en la parte inferior.  
Regulador de intensidad en el cuerpo de la lámpara.

Floor lamp with direct and indirect light. Opal glass diffuser on the bottom.  
Dimmer control is located at seated level for easy access.

Stehleuchte. Direktes und indirektes Licht. Untere Abdeckung Glas opal satiniert.  
Lichtregler in Handreichhöhe.


Lampadaire lumière directe et indirecte. Bas fermé par verre opalin satiné.  
Variateur intégré sur la tige.


●○ 26NE 37NI 74BL



#### P-2538

Hal. | R7s | 118mm | 200W | 230V





## P-2455 <sup>3D</sup>

leonardo marelli

Lámpara de pie con luz directa e indirecta.  
Regulador de intensidad en el cuerpo de la lámpara.

Floor lamp with direct and indirect light.  
Dimmer control is located at seated level for easy access.

Stehleuchte. Direktes und indirektes Licht. Lichtregler in Handreichhöhe.

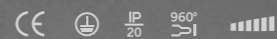
Lampadaire lumière directe et indirecte. Variateur intégré sur la tige.

●●●●● 22CR 23PN 26NE 37NI 74BL



### P-2455

Hal. | R7s | 118mm | 2x150W | 230V





## P-2164 | P-2165 3D

estudi estiluz

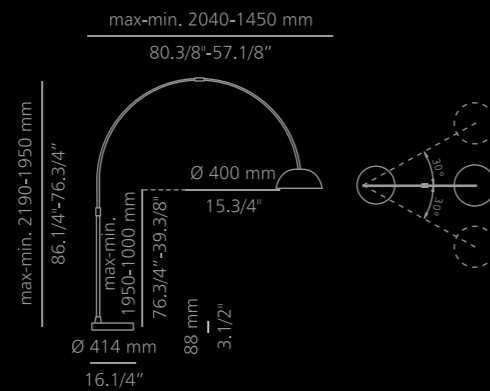
Lámpara telescópica con luz directa e indirecta. Desplazamiento lateral máx. 30°. Regulador. Pantalla de metal y cristal difusor inferior (P-2164). Pantalla de metacrilato (P-2165).

Floor lamp with direct and indirect light. Telescopic stem. Max. swing 30°. Dimmer. Metallic shade with bottom glass diffuser (P-2164). Methacrylate shade (P-2165).

Bogenleuchte. Direktes und indirektes Licht. Höhe und Reichweite verstellbar. Seitlich bis max. 30° schwenkbar. Lichtregler. Metallschirm mit unteres Glas weiß satiniert (P-2164). Kunststoffschild (P-2165).

Lampadaire télescopique lumière directe et indirecte. Pivotement latéral max. tête à 30° position centrale. Variateur. Abat-jour métal fermé par verre satiné (P-2164). Abat-jour en méthacrylate (P-2165).

●● 22CR 37NI 610RS



### P-2164

Inc. | E27 | 2x100W | 230V

Hal. | BT opal | E27 | 2x100W | 230V

### P-2165

Inc. | E27 | 2x100W | 230V

Hal. | BT opal | E27 | 2x100W | 230V

El.Fluor.Reg/Dim | 128mm | E27 | 2x15W | 230V ES





## P-1129

leonardo marelli

Lámpara de pie con luz directa e indirecta. Regulador de intensidad en el cuerpo de la lámpara.

Floor lamp with direct and indirect light. Dimmer at seated level for easy access.

Stehleuchte. Direktes und indirektes Licht. Lichtregler in Handreichhöhe.



Lampadaire lumière directe et indirecte. Variateur intégré sur la tige.

●●●●●●●● 21OR 22CR 23PN 26NE 36BR 37NI 38GR 61ORS 74BL



### P-1129

Hal. | R7s | 118 mm | 300W | 230V





## P-1127 | P-1127L\*

leonardo marelli

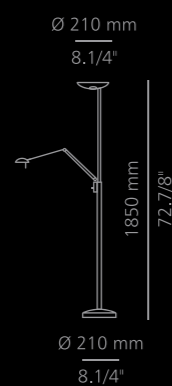
Lámpara luz directa e indirecta. Regulador en el cuerpo de la lámpara. Brazo de lectura extensible y orientable de doble intensidad 35 y 50W hal o LED blanco cálido de 5W.

Floor lamp direct and indirect light. Dimmer at seated level. Adjustable swing arm reading lamp with double intensity switch for halogen source or 5W warm white LED.


Stehleuchte. Direktes und indirektes Licht. Lichtregler in Handreichhöhe. Leseleuchte 2-Stufenschalter, 35 und 50W Hal oder direktes Licht mit 5W warmem, weißem LED.



Lampadaire lumière directe et indirecte. Variateur sur la tige. Bras de lecture orientable avec interrupteur de double intensité 35 et 50W hal ou LED blanche chaude de 5W.

●●●●●●●● 21OR 22CR 23PN 26NE 36BR 37NI 61ORS 74BL






### P-1127

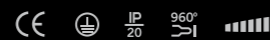
Hal. | GY 6,35 | 50W | 12V  

⊕ Hal. | R7s | 118mm | 300W | 230V  


### P-1127L

LED | Hi-power warm white | 5W | 230V 

⊕ Hal. | R7s | 118mm | 300W | 230V  



\* Pedido cantidad mínima. Consultar disponibilidad.  
Special order product. Please check availability.  
Sonderauftrag. Lieferzeit auf Anfrage.  
Minima de commande. Disponible à consulter.



## P-2373 <sup>3D</sup>

leonardo marelli

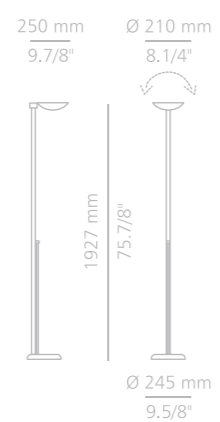
Lámpara de pie con luz directa o indirecta. Pantalla orientable.  
Regulador de intensidad en el cuerpo de la lámpara.

Floor lamp with direct or indirect light. Adjustable shade.  
Dimmer control is located at seated level for easy access.

Stehleuchte. Direktes oder indirektes Licht. Schirm dreh- und neigbar.  
Lichtregler in Handreichhöhe.

Lampadaire, lumière directe ou indirecte. Abat jour orientable. Variateur intégré sur la tige.

●● 22CR 37NI 61ORS



### P-2373

Hal. | R7s | 118mm | 300W | 230V





## P-1225 | P-1235

leonardo marelli

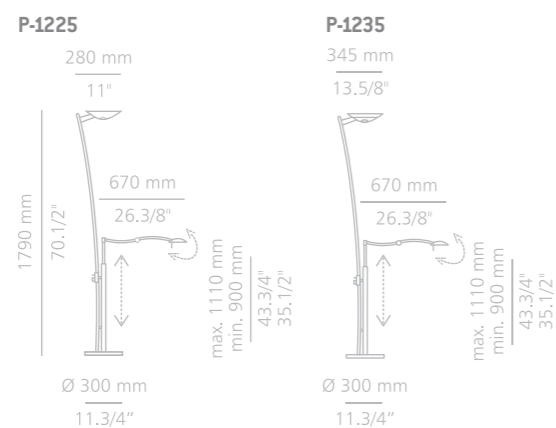
Lámpara de pie con luz directa e indirecta. Cristal blanco satinado (P-1235). Brazo de lectura telescópico extensible y orientable. Regulador de intensidad en el cuerpo de la lámpara. Transformador e interruptor de doble intensidad 35 y 50W.

Floor lamp with direct and indirect light. White satin glass (P-1235). Dimmer at seated level for easy access. Metallic adjustable swing arm reading lamp with integrated transformer and double intensity switch.

Stehleuchte. Direktes und indirektes Licht. Glas weiß satiniert (P-1235). Lichtregler in Handreichhöhe. Transformator, 2-Stufenschalter, 35 und 50W. Höhenverstellbarer/beweglicher Lesearm.

Lampadaire lumière directe et indirecte. Verre blanc satiné (P-1235). Variateur intégré sur la tige. Bras de lecture télescopique - extensible et orientable interrupteur double intensité 35 et 50W.

●● 22CR 37NI 61ORS




P-1225 | P-1235

Hal. | R7s | 118mm | 300W | 230V

Hal. | GY 6,35 | 50W | 12V





## P-2347 <sup>3D</sup>

### estudi estiluz

Lámpara de pie con luz indirecta. Regulador de intensidad en el cuerpo de la lámpara.

Floor lamp with indirect light. Dimmer control is located at seated level for easy access.

Stehleuchte. Indirektes Licht. Lichtregler in Handreichhöhe.

Lampadaire lumière indirecte. Variateur intégré sur la tige.

●● 22CR 23PN 37NI 61ORS



#### P-2347


Hal. | R7s | 118mm | 300W | 230V

CE





286



## P-1122

leonardo marelli

Lámpara de pie con luz directa e indirecta.  
Regulador de intensidad en el cuerpo de la lámpara.

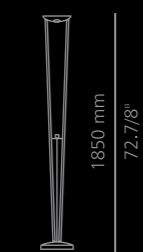
Floor lamp with direct and indirect light.  
Dimmer control is located at seated level for easy access.

Stehleuchte. Direktes und indirektes Licht. Lichtregler in Handreichhöhe.

Lampadaire lumière directe et indirecte. Variateur intégré sur la tige.

●● 26NE 37NI 61ORS

Ø 210 mm  
8.1/4"



Ø 210 mm  
8.1/4"

### P-1122

Hal. | R7s | 118mm | 300W | 230V





## P-2312 <sup>3D</sup>

### estudi estiluz

Lámpara de pie con luz directa e indirecta. Vidrio opal blanco satinado y reflector metálico superior para potenciar la iluminación del cristal.  
Regulador de intensidad en el cuerpo de la lámpara.

Floor lamp with direct and indirect light. White opal satin glass.  
Top metal diffuser increases down light. Dimmer control is located at seated level.

Stehleuchte. Direktes und indirektes Licht Glas opal weiß satiniert mit Metaldiffusor zur optimalen Lichtverteilung. Lichtregler in Handreichhöhe.

Lampadaire lumière directe et indirecte. Verre opalin blanc satiné, avec réflecteur pour améliorer la luminosité de la verrerie. Variateur intégré sur la tige.

● 22CR 37NI



#### P-2312

Hal. | R7s | 118mm | 300W | 230V





## P-2314 <sup>3D</sup>

### estudi estiluz

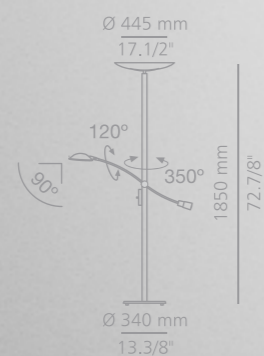
Lámpara de pie con luz directa e indirecta. Vidrio opal blanco satinado y reflector metálico superior para potenciar la iluminación del cristal. Regulador de intensidad en el cuerpo de la lámpara. Brazo de lectura orientable.

Floor lamp with direct and indirect light. White opal satin glass. Top metal diffuser increases down light. Dimmer control at seated level for easy access. Metal adjustable swing arm reading lamp.

Stehleuchte. Direktes und indirektes Licht. Glas opal weiß satiniert mit Metalldiffusor zur optimalen Lichtverteilung. Lichtregler in Handreichhöhe. Beweglicher Lesearm

Lampadaire lumière directe et indirecte. Verre opalin blanc satiné, avec réflecteur pour améliorer la luminosité de la verrerie. Variateur intégré sur la tige. Bras de lecture orientable.


● 22CR 37NI




#### P-2314

Hal. | R7s | 118mm | 300W | 230V

Hal. | G9 | 60W | 230V





## P-7030

leonardo marelli

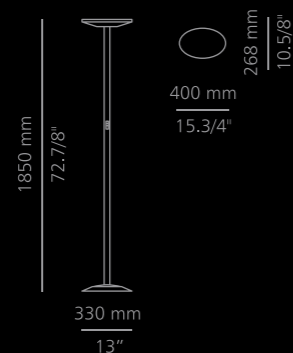
Lámpara de pie con luz directa e indirecta. Vidrio blanco satinado. Regulador de intensidad en el cuerpo de la lámpara.

Floor lamp with direct and indirect light. White satin glass. Dimmer control is located at seated level for easy access.

Stehleuchte. Direktes und indirektes Licht. Glas weiß satiniert. Lichtregler in Handreichhöhe.


Lampadaire lumière directe et indirecte. Verre blanc satiné. Variateur intégré sur la tige pour un meilleur confort.

● 37NI 610RS



### P-7030

Hal. | R7s | 118mm | 300W | 230V



## P-9065 | P-9066 <sup>3D</sup>

leonardo marelli

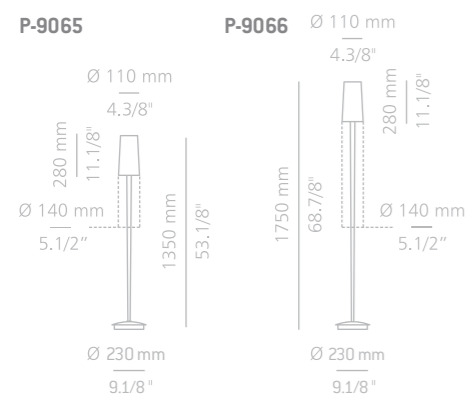
Lámpara de pie. Tulipa opal blanca.

Floor lamp. White hand blown cased glass shade.

Stehleuchte. Glas opal weiß satiniert.

Lampadaire et liseuse. Tulipe opale blanche.

● 22CR 37NI



### P-9065 | P-9066

Inc. | E27 | 150W | 230V


Hal. | BT opal | E27 | 150W | 230V

El. fluorescent | E27 | 30W | 230V



CE IP 20 960°





## P-1070

leonardo marelli

Lámpara de pie con luz directa e indirecta. Vidrio transparente.  
Regulador de intensidad en el cuerpo de la lámpara.

Floor lamp with direct and indirect light. Transparent glass.  
Dimmer control is located at seated level.

Stehleuchte. Direktes und indirektes Licht. Transparentes Glas. Lichtregler in Handreichhöhe.

Lampadaire lumière directe et indirecte. Verre transparent. Variateur intégré sur la tige.

●● 22CR 26NE 37NI



### P-1070

Hal. | R7s | 118mm | 300W | 230V





## P-1171 <sup>3D</sup>

leonardo marelli

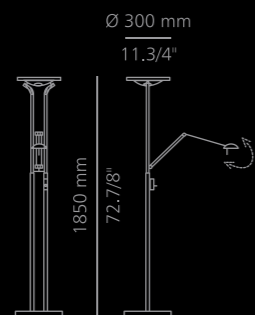
Lámpara de pie con luz directa e indirecta. Vidrio transparente. Regulador de intensidad en el cuerpo de la lámpara. Transformador e interruptor de doble intensidad 35 y 50W. Brazo de lectura extensible y orientable.

Floor lamp direct and indirect light. Transparent glass. Dimmer control at seated level. Transformer and double intensity low voltage switch of 35 w and 50 w. Extensible swing arm for reading.

Stehleuchte. Direktes und indirektes Licht. Lichtregler in Handreichhöhe. Glas transparent. Transformator, 2-Stufenschalter, 35 und 50 w. Beweglicher Lesearm.

Lampadaire lumière directe et indirecte avec variateur intégré sur la tige. Verre transparent. Bras de lecture et orientable, interrupteur de double intensité 35 et 50W.

●●●● 21OR 22CR 36BR 37NI 61ORS



### P-1171

Hal. | GY-6,35 | 50W | 12V

Hal. | R7s | 118mm | 300W | 230V

CE



20



96%



96%



96%



96%




96%



96%





300

## paris p-2414 3D

estudi estiluz

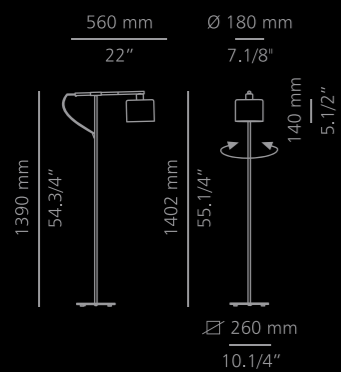
Lámpara de pie. Tulipa opal blanca en brazo extensible y giratorio en ángulos de 90°, creando 4 posiciones diferentes.

Floor lamp. White hand blown cased glass diffuser. Horizontal arm slides laterally and rotates in 90° increments creating 4 shade positions.

Stehleuchte. Glas opal weiß satiniert Beweglicher, im 90° Winkel und in 4 Richtungen schwenkbarer Arm.

Liseuse. Tulipe opale blanche sur bras extensible et orientable en quatre positions à 90°.

● 22CR 37NI



### p-2414

Inc. | E27 | 100W | 230V

Hal | BT Opal | E27 | 100W | 230V

El. Fluorescent | 112mm | E27 | 20W | 230V



CE



IP

20

96°







302

## xian p-2484 <sup>3D</sup>

estudi estiluz

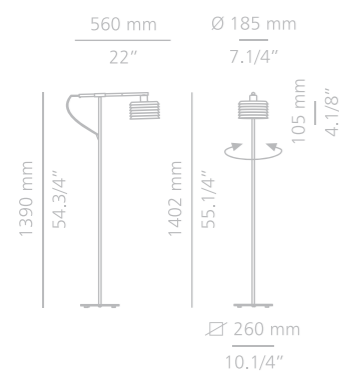
Lámpara de pie. Pantalla formada por aros metálicos con cilindro de cristal opal en su interior.  
Brazo extensible y giratorio en ángulos de 90° creando 4 posiciones diferentes.

Floor lamp. Individual tapered metal rings spaced evenly with a white hand-blown cased glass diffuser.  
Horizontal arm slides laterally and rotates in 90° increments creating 4 shade positions.

Stehleuchte. Schirm mit Metallringen, innen Glas opal weiß satiniert. Beweglicher, im 90° Winkel und in 4 Richtungen schwenkbarer Arm.

Liseuse Abat-jour composé d'anneaux en métal et diffuseur intérieur en verre opalin blanc. Bras extensible et orientable en quatre positions à 90°.

● 37NI



### p-2484

Inc. | E27 | 100W | 230V

Hal | BT Opal | E27 | 100W | 230V

El. Fluorescent | 93mm | E27 | 15W | 230V ES

CE



## p-7022

leonardo marelli

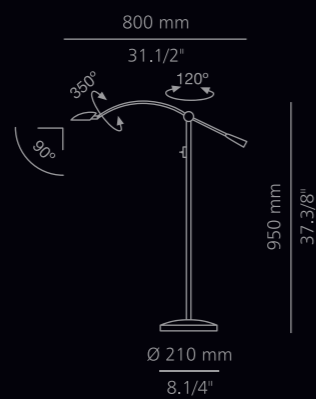
Lámpara de lectura con luz directa. Orientable. Transformador e interruptor de doble intensidad 35 y 50W.

Floor lamp with direct light. Articulating arm and head. Integrated transformer and double intensity switch.

Leseleuchte. Direktes Licht. Transformator, 2-Stufenschalter, 35 und 50W.

Liseuse lumière directe orientable. Transformateur et interrupteur double intensité 35 et 50W.

● 37NI 61ORS



### p-7022

Hal. | GY 6,35 | 50W | 12V



CE

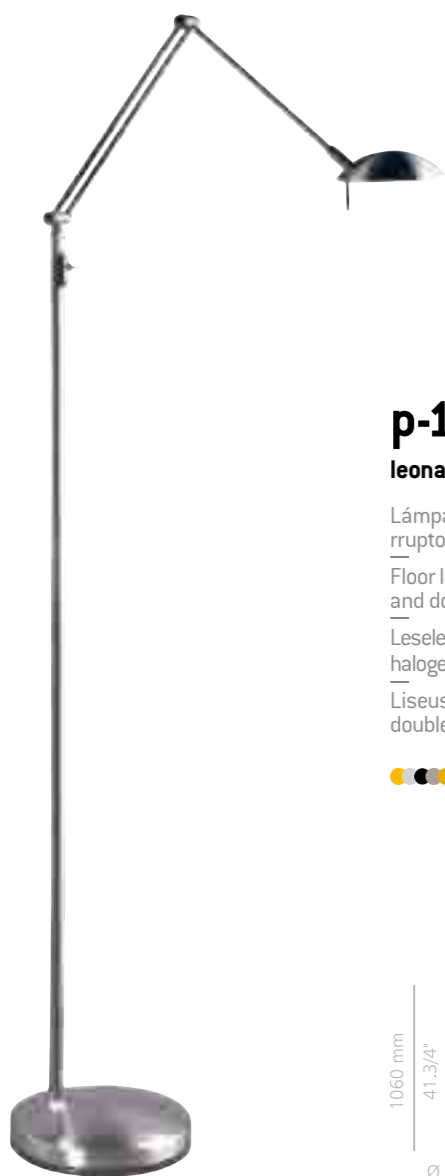


IP

20

960°





## p-1139 | p-1139L\* <sup>3D</sup>

leonardo marelli

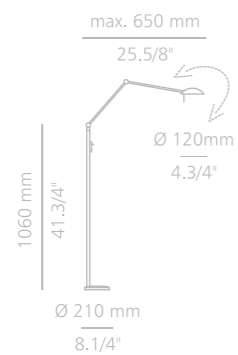
Lámpara de lectura con luz directa orientable. Brazo extensible. Transformador e interruptor de doble intensidad 35 y 50W para bombilla hal. o LED blanca cálida de 5W.

Floor lamp with direct light. Articulating arm and head with an integrated transformer and double intensity switch for hal. source or 5W warm white LED.

Leseleuchte. Beweglicher Arm. Direktes Licht. Transformator, 2-Stufenschalter, 35 und 50W halogen oder direktes Licht mit 5W warmem, weißem.

Liseuse lumière directe orientable. Bras extensible. Transformateur et interrupteur double intensité 35 et 50W halogène ou LED blanche chaude de 5W.

●●●○ 21OR 22CR 26NE 37NI 61ORS 74BL



### p-1139

Hal. | GY 6,35 | 50W | 12V 



### p-1139L

LED | Hi-power warm white | 5W | 230V  ES



\* Pedido cantidad mínima. Consultar disponibilidad.  
Special order product. Please check availability.  
Sonderauftrag. Lieferzeit auf Anfrage.  
Minima de commande. Disponible à consulter.





## p-1145

leonardo marelli

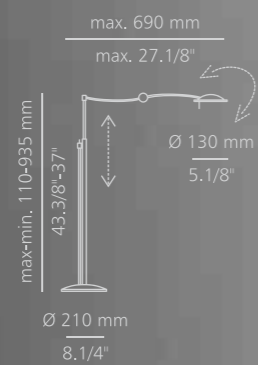
Lámpara de lectura telescópica con luz directa orientable.  
Transformador e interruptor de doble intensidad 35 y 50W.

Floor lamp with direct light. Telescopic. Articulating arm and head.  
Integrated transformer and double intensity switch.

Leseleuchte. Direktes Licht. Beweglicher Leuchtenkopf. Höhenverstellbar.  
Transformator, 2-Stufenschalter, 35 und 50W.

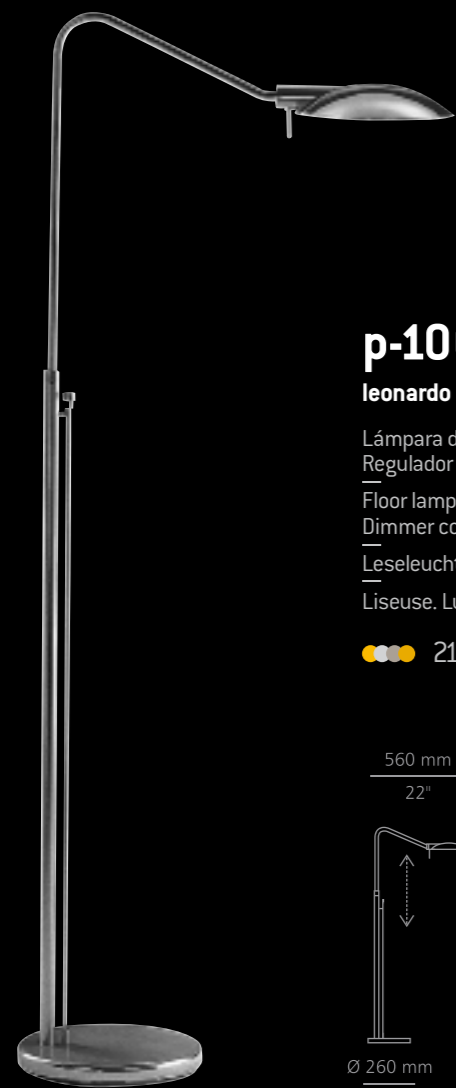
Liseuse lumière directe orientable. Télésopique.  
Transformateur et interrupteur double intensité 35 et 50W.

● 22CR 37NI



p-1145  
Hal. I GY 6,35 I 50W I 12V





## p-1062

leonardo marelli

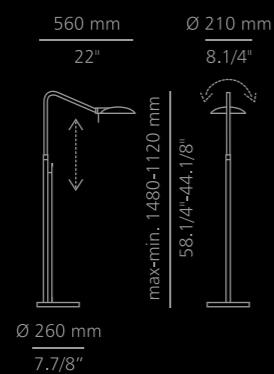
Lámpara de lectura telescópica con luz directa orientable.  
Regulador de intensidad en el cuerpo de la lámpara.

Floor lamp with direct light. Telescopic. Articulating arm and head.  
Dimmer control is located at seated level.

Leseleuchte. Direktes Licht. Höhenverstellbar. Lichtregler in Handreichhöhe.

Liseuse. Lumière directe orientable. Télésopique. Variateur intégré sur la tige.


●●● 210R 22CR 37NI 610RS



p-1062

Hal. | R7s | 118mm | 200W | 230V






testa | M | p.220



P | p.256



doppia | T | p.166




P | p.264



infioré | T | p.154



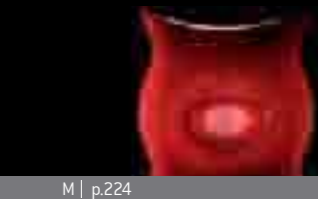
M | p.212



P | p.246



mitzy | A | p.18



M | p.224



cameo | A | p.16




T | p.164



M | p.222



P | p.266



iris | A | p.12



A | p.14



t | p.104



T | p.160




T | p.162




M | p.218



P | p.252



P | p.254



elia | A | p.10



t | p.102



T | p.158



M | p.216



P | p.250



quepi due | T | p.156



M | p.214



P | p.248



cocó | A | p.20



t | p.114




venezia | A | p.36



A | p.40



A | p.38



T | p.178



P | p.270




dona | A | p.30



t | p.116



T | p.170



A | p.48



A | p.50



luck | T | p.176



T | p.174




T | p.172




A | p.54



A | p.52



T | p.186



P | p.272



T | p.180



T | p.182



e-llum | t | p.100



T | p.152



M | p.208



P | p.244




karina | T | p.168




M | p.226



bubble | A | p.22



t | p.110



eclipse | A | p.26



t | p.118



tovier | A | p.76



M | p.228



A | p.84



A | p.86



t | p.146



T | p.196




t | p.132




T | p.190



A | p.70



t | p.120



t | p.122




T | p.192



T | p.194



A | p.88



M | p.232



P | p.294




paris | A | p.74



T | p.188



p | p.300



A | p.90



T | p.198



A | p.72




P | p.292



t | p.140



P | p.288



P | p.290



A | p.62




A | p.92



t | p.142




M | p.236




P | p.278




P | p.276




p | p.306




A | p.60



t | p.144




xian | T | p.184



p | p.302



A | p.94



M | p.238

## observaciones

comments | hinweise | remarques

Los productos de ESTILUZ, S.A han sido diseñados y fabricados para satisfacer al máximo a nuestros clientes, debiendo por ello informarles de:

1. Dada la alta calidad de nuestros acabados, aconsejamos efectuar la limpieza exclusivamente con una gamuza seca, evitando el uso de productos especiales que podrían dañar la superficie.
2. ESTILUZ, S.A se reserva el derecho de efectuar modificaciones en los modelos del presente catálogo, con el fin de mejorar sus características.
3. No deberán utilizarse bombillas de potencia superior a la indicada.
4. Modelos protegidos por el Registro de la Propiedad Industrial.
5. Certificados de Conformidad e información técnica de nuestros productos disponibles bajo consulta.

All ESTILUZ, S.A. products are designed and manufactured to keep customers satisfied, consequently please note the following:

1. Due to the high quality of our finishes, we recommend using a soft dry polish cloth for cleaning, avoiding the use of special cleaning products that could damage the finish.
2. ESTILUZ, S.A reserves the right to change or modify any product illustrated in this catalogue in order to make deemed improvements.
3. Do not use bulbs of a higher power than which is indicated.
4. All models are patent protected.
5. Conformity Certificates and technical information of our products are available upon request.

Folgendes bitten wir zu beachten:

1. Zur Reinigung nur ein weiches Tuch verwenden. Reinigungsmittel könnten die Oberfläche beschädigen.
2. Bei einem Leuchtmittelwechsel sind die maximal einsetzbaren Stärken zu berücksichtigen.
3. ESTILUZ, S.A. behält sich das Recht vor, technische Änderungen ohne Ankündigung vorzunehmen.
4. Alle Modelle patentrechtlich geschützt.
5. Konformitätserklärung und technische Informationen zu unseren Produkten auf Anfrage.

Tous les produits ESTILUZ, S.A sont conçus et fabriqués pour donner la plus grande satisfaction à nos clients. En conséquence, nous devons vous informer que:

1. Etant donné la haute qualité des finitions, il est recommandé de nettoyer les appareils exclusivement avec un chiffon sec, et d'éviter l'emploi de produits spéciaux qui pourraient abimer les surfaces.
2. ESTILUZ, S.A se réserve le droit de modifier les modèles de ce catalogue afin d'en améliorer les caractéristiques.
3. Il ne faudra pas utiliser d'ampoules d'une puissance supérieure à celle indiquée.
4. Modèles protégés par le Registre de la Propriété Industrielle.
5. Certificats de Conformité et Information technique de nos produits disponibles sur demande.

## información adicional online

additional information online | zusätzliche online informationen | information complémentaires online

Información adicional de nuestros productos disponible en [www.estiluz.com](http://www.estiluz.com)

Weitere Details zu unseren Produkten finden Sie unter [www.estiluz.com](http://www.estiluz.com)

### Página principal

1. Catálogo PDF
2. Listado y características de las bombillas y reactancias utilizadas

### Home page

1. Katalog im PDF Format
2. Informationen zu Bestückungen und EVG's

### Página de producto, apartado + info

1. Imagen tridimensional (3D) mostrando el producto desde las diferentes perspectivas. Posibilidad de vista transparente para apreciar la posición de las bombillas y posibilidad de obtener las dimensiones de las sujeciones.
2. Creador de prescripciones. Permite seleccionar producto, acabado y bombilla para obtener una ficha técnica de producto con toda la información detallada del proyecto.
3. Instrucciones de montaje e instalación.

### Produktbeschreibung, + info

1. 3D - Dreidimensionale Ansichten in verschiedenen Perspektiven, transparente Ansicht zeigt die Anordnung der Leuchtmittel oder die Maße der Montageplatten- bzw. Befestigungen.
2. Applikationsgenerator - Sie wählen Modell, Ausführung und Bestückung zur Erstellung eines projektspezifischen Datenblatts.
3. Installations- und Montageanleitungen.

In addition to the catalogue, please refer to our website, [www.estiluz.com](http://www.estiluz.com), for further information on Estiluz:

En plus de toute l'information contenue dans ce catalogue, sur [www.estiluz.com](http://www.estiluz.com) vous trouverez :

### On the "Home Page" you will find

1. PDF version of the catalog
2. Detailed information of lamps and ballasts utilized in our products.

### Page principale

1. Catalogue ESTILUZ en PDF.
2. Liste et caractéristiques des sources et ballasts utilisés.

### ON each product page you will find

1. Three-dimensional (3D) images showing the product from all perspectives including a transparent view showing the position of the lamps. This also allows you to measure dimensions of backplates and brackets mounted to the wall or ceiling.
2. Specification sheet creator - You may select a product, finish and lamps and create a submittal sheet with specific information for your project.
3. Assembly and installation instructions.

### Page de produit, onglet + info

1. 3D - image tridimensionnelle : option qui montre le modèle en toutes perspectives, possibilité de voir son intérieur et de découvrir la position des ampoules ; on peut aussi trouver les cotes pour fixation murale ou plafond.
2. Créateur de Prescriptions : option qui permet de sélectionner le modèle, la finition et la source, pour obtenir une Fiche Technique du produit avec toute l'information détaillée du projet.
3. Instructions de montage pour l'installation de nos luminaires







t-500A	p.138	t-1292A	p.128	T-2418	p.188	t-2802	p.110
t-501A	p.138	t-1296A	p.128	T-2419	p.188	A-2810	p.14
t-502A	p.138	t-1298A	p.128	A-2423	p.26	A-2811	p.14
t-504A	p.138	t-2005A	p.130	t-2423	p.118	M-2817	p.220
t-505A	p.138	t-2006   H	p.130	A-2424   A-2424F	p.26	P-2818	p.256
t-507A	p.138	M-2029	p.234	t-2424   t-2424F	p.118	P-2819	p.256
t-510A	p.130	A-2037   A-2037F	p.44	T-2442	p.176	P-2828	p.258
t-512A	p.130	A-2038	p.44	T-2443	p.174	P-2859	p.262
t-515A	p.130	A-2039	p.44	T-2444	p.172	A-5600	p.16
t-517A   t-517H	p.130	T-2120	p.194	P-2455	p.272	T-5605	p.164
A-550	p.56	t-2121   t-2121F	p.122	p-2484	p.302	M-5606	p.222
A-552	p.56	t-2122	p.120	T-2487	p.184	M-5607	p.222
p-1062	p.310	t-2124   t-2124F	p.120	T-2488	p.184	P-5609	p.266
P-1070	p.296	t-2125   F   H	p.120	A-2520	p.28	A-5620	p.18
T-1072	p.202	A-2127	p.70	A-2530	p.36	M-5626	p.224
A-1084	p.66	T-2128	p.192	A-2531	p.40	M-5627	p.224
A-1087	p.66	T-2129	p.192	A-2533	p.38	t-5652	p.100
A-1090	p.58	t-2149   t-2149F	p.132	T-2535	p.178	T-5654	p.152
A-1120	p.62	t-2160	p.136	P-2538	p.270	T-5655	p.152
P-1122	p.286	t-2161   t-2161F	p.126	A-2540   A-2540F	p.30	M-5656	p.208
t-1125	p.142	t-2162   t-2162F	p.126	A-2541   A-2541F	p.30	M-5657	p.208
T-1126	p.200	P-2164	p.274	t-2543   t-2543F	p.116	P-5658	p.244
P-1127   P-1127L	p.278	P-2165	p.274	t-2544   t-2544F	p.116	P-5659	p.244
P-1129	p.276	t-2169   F   H	p.132	T-2545   T-2545F	p.170	A-5700	p.20
A-1136   A-1136L	p.92	A-2180	p.48	T-2555	p.168	A-5701	p.20
M-1137   M-1137L	p.236	A-2181	p.48	T-2557	p.166	t-5703	p.114
p-1139   p-1139L	p.306	A-2183   A-2183F	p.50	M-2558	p.226	M-5727	p.210
A-1143	p.94	A-2184   A-2184F	p.50	P-2559	p.264	T-5735	p.156
M-1144	p.238	T-2205	p.180	t-2700	p.106	M-5737	p.214
p-1145	p.308	T-2206	p.182	t-2701   t-2701F	p.106	P-5739	p.248
A-1149	p.64	A-2210	p.88	t-2703   t-2703F	p.108	T-5805	p.154
A-1153	p.54	A-2211	p.88	t-2704   t-2704F	p.108	M-5807	p.212
A-1154	p.52	T-2259	p.190	P-2709	p.260	P-5809	p.246
T-1157	p.186	A-2301	p.42	A-2710   A-2710F	p.12	A-6007	p.60
T-1158	p.186	A-2302	p.42	T-2711   T-2711F	p.162	t-7018	p.144
P-1171	p.298	A-2303   A-2303F	p.42	t-2712   t-2712F	p.104	p-7022	p.304
A-1220	p.90	A-2305	p.46	t-2713   t-2713F	p.104	P-7030	p.292
P-1225	p.282	A-2306	p.46	T-2714   T-2714F	p.160	A-7031	p.72
T-1226	p.198	P-2312	p.288	T-2715   T-2715F	p.160	A-8000	p.68
P-1235	p.282	P-2314	p.290	T-2716   T-2716F	p.162	A-8010	p.68
A-1236A	p.82	t-2317	p.140	M-2717	p.218	A-8070A   A-8070AF	p.78
A-1237A	p.82	P-2347	p.284	P-2718	p.254	A-8073A   A-8073AF	p.78
t-1239G	p.146	t-2352	p.124	P-2719	p.252	P-8077A	p.268
T-1244	p.198	t-2353	p.124	A-2720   A-2720F	p.10	A-8081A   A-8081AF	p.80
A-1245G	p.86	t-2354   t-2354F	p.124	t-2722   t-2722F	p.102	A-8084A   A-8084AF	p.80
A-1246A	p.82	P-2373	p.280	t-2723F	p.102	t-9032	p.134
A-1247A	p.82	M-2377	p.230	T-2724   T-2724F	p.158	t-9034   t-9034F	p.134
T-1248A   T-1248AF	p.196	M-2378	p.230	T-2725   T-2725F	p.158	t-9035   F   H	p.134
t-1249G	p.146	A-2403	p.76	M-2727	p.216	M-9062	p.232
A-1259G	p.84	M-2404	p.228	P-2729	p.250	M-9063	p.232
t-1260A	p.136	A-2412	p.24	A-2730	p.32	P-9065	p.294
t-1262A	p.136	p-2414	p.300	t-2752   t-2752F	p.112	P-9066	p.294
t-1266A	p.136	A-2415	p.74	A-2760	p.34	t-9239G	p.146
t-1268A	p.136	T-2417	p.188	A-2802	p.22	t-9249	p.146



## agradecimientos | appreciations

Nuestro más sincero agradecimiento a todas las personas que han hecho y hacen posible con su colaboración e ideas, la realización de este catálogo.

Por su magnífica labor, entusiasmo y entrega en el proyecto:

Dirección de Arte y Diseño Gráfico | Táctica

Fotografía | Jordi Anguera. Táctica

**LUX de Oro** en la categoría industrial del **Premio Nacional de Fotografía Profesional de la AFP** por su trabajo en el Nuevo Catálogo de Estiluz

Impresión | Nova Era

Producción | Estiluz

Por su árduo trabajo y gran creatividad:

Diseño industrial | Leonardo Marelli, Estudi Estiluz, Departamento I+D

Por confiar en nosotros y por la frescura de sus diseños:

Diseño industrial | Lagranja, King&Miranda design, Oriol Guimerà, Ximo Roca, Dikas Design

Y muy especialmente agradecidos por su apoyo incondicional y confianza, dedicamos este catálogo a nuestro padre y fundador,

**Gerard Masdeu Jordà.**

—

Our most sincere gratitude goes out to everyone who, with their collaboration and ideas, has made possible the execution of this catalog.

For their magnificent job, excitement and support in this project:

Art direction and Graphic Design | Táctica

Photography | Jordi Anguera. Táctica

**Gold Award LUX 08** for his work on the New Estiluz Catalog given by the **Spanish Professional Photography Association (AFP)**

Printing | Nova Era

Production | Estiluz

For their creativity, diligence and arduous task:

Industrial Design | Leonardo Marelli, Estudi Estiluz, R+D department

For their confidence and freshness of their designs:

Industrial Design | Lagranja, King&Miranda design, Oriol Guimerà, Ximo Roca, Dikas Design

And our very special thanks, in appreciation of his unconditional support and trust, we dedicate this catalog to our father and founder,

**Gerard Masdeu Jordà.**

acabados | Anstriche | Oberflächen | finitions



21OR



37NI



22CR



38 GR P



23PN



47NI MAT



26NE



53IN



27BL



61OR S



33IN MAT



73BL



36BR



74BL